







*Second Edition greatly Improved.*

**THE QUADRILLE INSTRUCTOR,**

Containing

*Directions,*

*for Dancing a Variety of*

*New Quadrilles,*

*as Introduced at the*

*Assemblies of the Nobility,*

and also at the

**AUTHOR'S**

*Balls & Assemblies,*

*The Figures,*

*described in French and English, clearly illustrated by*

**DIAGRAMS**

*Showing the various Situations & Evolutions of each Person in the*

*Quadrille*

*with the appropriate*

**STEPS. and the TIME**

*They occupy in the Performance. Adapted to original Music, and arranged for the*

*Piano Forte, Harp, or Violin.*

BY

**THOMAS WILSON.**

*Dancing Master, &c. &c. from the King's Theatre Opera House,*

*Residence, Old Bailey, near Ludgate Hill,*

*Author of Analysis of Country Dancing, Treasures of Terpsichore, Companion to  
the Ball Room, &c. &c.*

*London, Published by Button, Whitaker & Comp. V  
75, St. Paul's Church Yard.*

Price 7/6



7-1-8-



*Preface*

1

## P R E F A C E

**Quadrilles** are of that Species of Dancing that at present claim a high precedence in Fashionable Circles and from their partaking greatly of the style of Cotillions in their Composition may notwithstanding their more fashionable appellation and their more short and less complex Figures be properly considered as petit or short Cotillions.

The Figures in this set of Quadrilles will be found to differ from those already published and which have been copied (from their being well known and to save the consequent trouble of composing new ones) into almost every collection of recent date. It being the Author's intention to accomodate those persons who wish to dance these Quadrilles as well as the others he has adapted his Music to suit both; thereby affording the choice of two sets of Figures instead of one; added to a clear Elucidation of them by proper Diagrams on a principle in point of explanation that he trusts will be found very superior to any others; as they not only describe the various positions of the dancers but also shew the lines in which they are to move from one situation to the other.

The Music may be composed either in triple or common time (the former is preferable) and the tunes adapted to this purpose should be either of French Origin or composed in the same easy style. The only merit attached to the Music hitherto published as Quadrille Music is to be found in those parts that are taken from other Composers, for instance a part of the Overture in *The Lady of the Manor* is introduced in *Le Duc de Wellington*; a part of a drinking Song in *The Siege of Belgrade* in *Le Cuirassier*; the Minor Part of the same Opera in *La poule Anglaise*; the first strain of an old quick March (which is also a part of the Ballet of *Tamerlane and Bajazet*) in one of the *Trenise*'s of which there are several.

Another favorite Quadrille may be found wholly taken from the Overture in *Lodoiska* and one of the Finales has for its subject the old song of *The Arethusa*. Many others are composed in the style of Hornpipes and in other styles either so obsolete or with droning Minors as to be altogether incompatible with modern taste.

In the Composition of Quadrilles the number of strains are generally three, they may be made to consist of two three or four strains beyond which they seldom extend they are all however considered as Rondos and provided the Music be correct invariably finish with the first strain.

It is customary in performing them for the Dancers to wait until the first strain is played and if it be not marked with a repeat the dance commences with the second strain. The Author of this set of Quadrilles has deviated from the plan of the Quadrille Instructors in general by marking all his first strains with a repeat so that the Dancers may be enabled to rest the first strain and repeat it or lose it until it comes round as *Capo*.

Quadrilles are usually composed in setts of four and a Finale they should not therefore consist of too many strains as the real design of the Quadrille is never to exceed the limits of a short Cotillion.

It is the Authors intention to publish a series of Quadrilles and to add to the last number a Glossary of all the technical terms connected with them for their more clear Elucidation.

## INTRODUCTION

---

The number of Steps and those properly adapted to the different Movements and the manner of connecting them is shewn in the description and explanation of the figures.

The Time that each Step\* requires in its performance to the Music is as under.

	Bar.		Bar.
1 Chassé <sup>+</sup> .....	1	1 Coupé .....	$\frac{1}{2}$
1 Sissonne Baloté.....	1	6 Emboîtés .....	1
1 Pas de Basque.....	1	1 Changement des Jambes .....	$\frac{1}{2}$
1 Jetté et assemblé.....	1	1 Glissade .....	$\frac{1}{2}$
1 Balancez .....	1	1 Jetté.....	$\frac{1}{2}$
1 Assemblé.....	$\frac{1}{2}$		

<sup>+</sup>1 Chassés en avant, en arrière, et à la Côté require the same length of Times.

The Progressive Movements are always as shewn by the Diagrams made to the right.

The Figures 1, 2, &c: are placed to express the numerical succession of each Figure and to shew how they correspond in French and English.

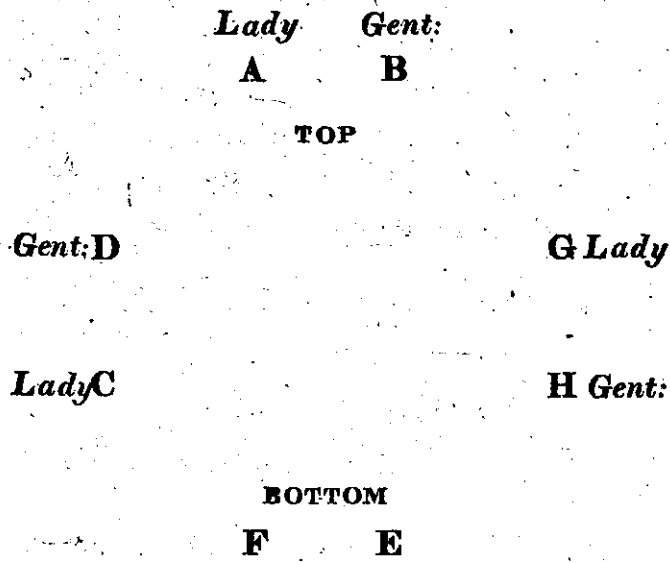
The Italic numerals placed at the end of each Figure shew the number of bars required in its performance and those placed opposite shew the strains to which they belong.

---


\*The Steps may be acquired of MR WILSON.

**REFERENCES**


---



The above shews the situations of the Dancers to commence.\*

The line in which the Lady moves is represented thus 

The Gentleman's 

Setting by the Lady. 

Setting by the Gentleman. 

This mark O shews the situations the Dancers leave in passing into another.

---

\* Four persons as A.B.& E.F. are sufficient to Dance a Quadrille, if the Figures are adapted accordingly.

## FIGURE DE LA PSYCHE

---

(Le Pantalon)

### 1 Les quatre opposé en avant et en Arriere.

The four opposite Ladies and Gentlemen A, B, and E, F, advance and meet with one chassez jetté et assemblé — 2 bars and return back with Chassez jetté et assemblé, 2 bars, making 4 bars. Vide Diagram 1.

### 2 Chassez a droite et a gauche Quatre.

The Ladies and Gentlemen A B and E F at the same time make one Chassez jetté et assemble to the right — 2 bars and back again to the left with Chassez jetté et assemblé — 2 bars. Vide Diagram 1.

### 3 Chaine des Dames entiere.

The Ladies A and E advance to the centre & swing with right hands. Vide Diag: 2. The Lady A swings with her left hand the Gentleman F while the Lady E swings with her left hand the Gentleman B — Meet again in the centre swing with right hands and swing their own partners with left into places. Vide Diagram 3. This Figure requires 8 bars and is performed with 7 Chassez jetté et assemblé.

### 4 Chassez tous les huit obliquement.

The four Gentlemen at B. D. F. H. change places in an oblique direction with the four Ladies on the right. Vide Diagram 4. the Ladies passing in front of the Gentlemen with one Chassez jette et assemble et Baloté — 4 bars.

### 5 Dechassez tous les huit obliquement.

They all Chassez back and set with the same steps as the above — the Gentlemen in repassing pass before the Ladies — 4 bars.

### 6 La Grande Promenade.

The four Gentlemen and their partners cross hands the Gentlemen with their right and left hands take the right and left hands of their partners and promenade round to places. Vide Diagram 5

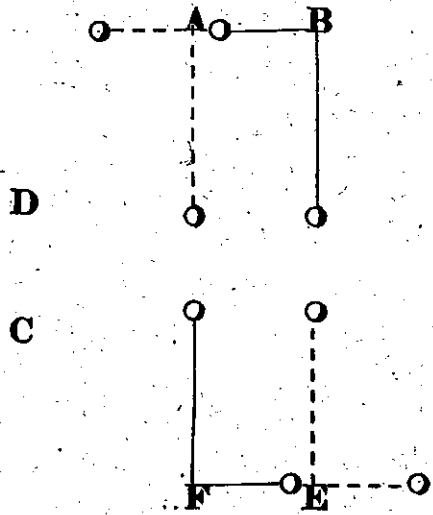
This Figure requires 8 bars and is performed with 7 Chassez jetté et assemblé.

### Contre partie pour les quatre autres.

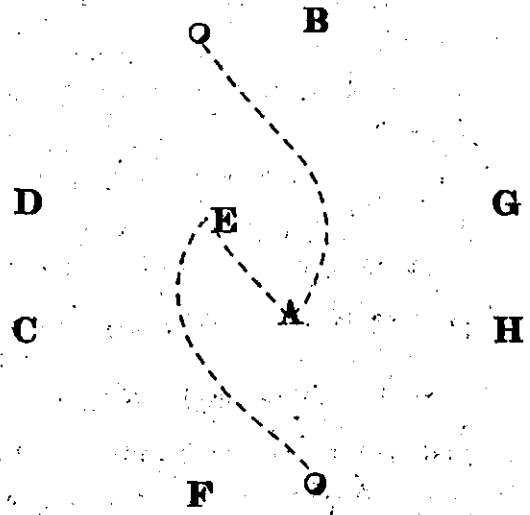
That is the opposite C. D. and G. H. commence immediately and perform the same in the same manner as the Ladies and Gentlemen A. B. and E. F. which completes Figure de la Psyche.

# FIGURE DE LA PSYCHE

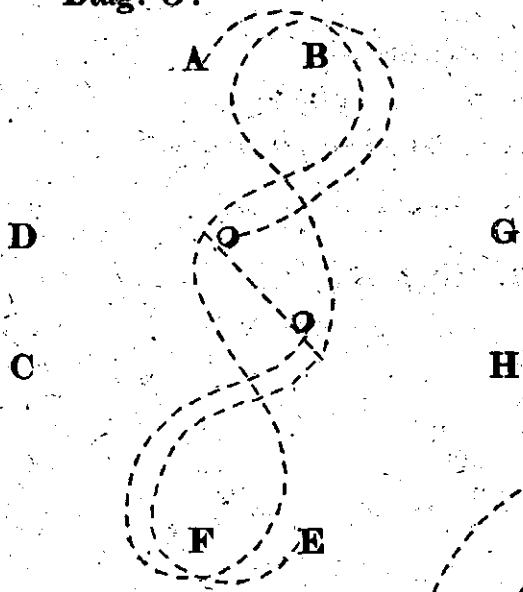
Diagram 1.



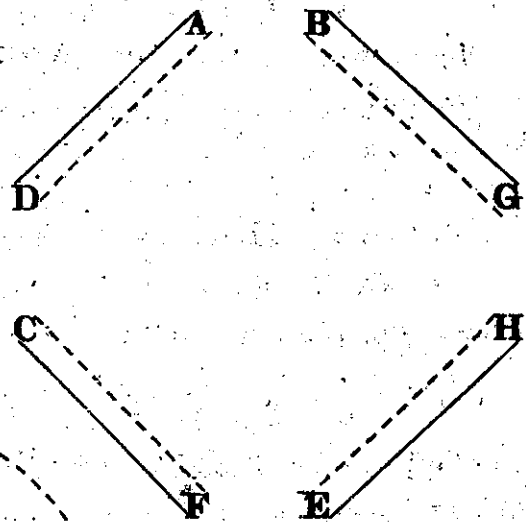
Diag: 2.



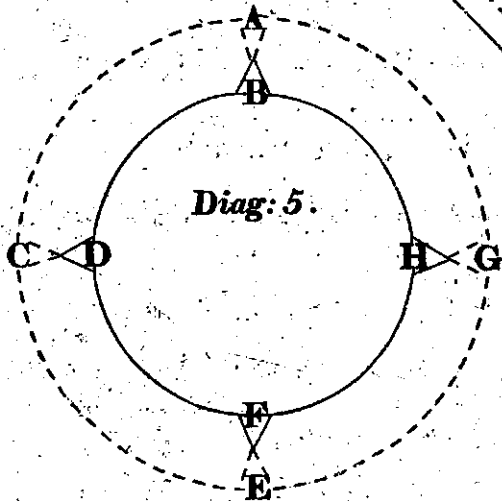
Diag: 3.



Diag: 4.



Diag: 5.



## FIGURE DE LA POMONE

(L. Ete)

### 1 Traversez deux en donnant la Main droite et Sissonne Baloté .

The opposite Lady and Gentleman at A F cross over giving their right hands and change situations with Chassez jetté et assemblé and set with Baloté or 3 jetté et assemblé — 4 bars. Vide Diagram 6.

### 2 Retraversez en donnant la Main gauche .

Cross over back again giving the left hand and set in places using the same steps as Figure 1 requires and taking 4 bars. Vide Diagram 6.

### 3 Demie Promenade .

The Gentlemen at B F cross hands with their partners and half promenade that is change situations vide Diagram 7 with 3 Chassez jetté et assemblé — 4 bars.

### 4 Demie Chaine Anglaise .

The two couple cross over, the Ladies giving the right hand to the opposite Gentleman and the left to their partners and return to places with 3 Chassez jetté et assemblé taking 4 bars. Vide Diagram 8. Figure 1 and 2.

### 5 En avant deux et en Arriere .

The Lady at A and Gentleman at F advance to the centre with one Chassez jetté et assemblé — 2 bars, retire with Chassez jetté et assemblé — 2 bars.

### 6 Chassez a droite et a gauche .

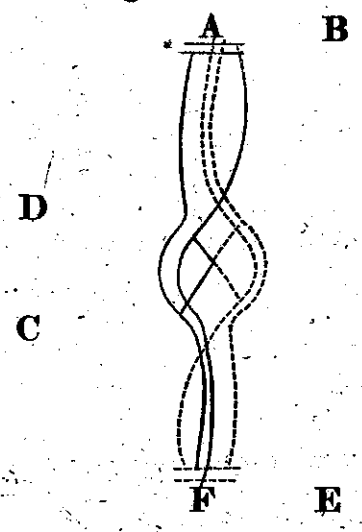
The opposite Lady A and Gentleman F perform the same as Figure 2 of La Psyche. Vide Diagram 1.

### Contre partie pour les six Autres .

The Gentleman B and Lady E commence immediately and perform the same, afterwards the Lady C and Gentleman H, and lastly the Gentleman D, and the Lady G, which completes La Pomone.

FIGURE DE LA POMONE

Diagram 6.



Diag: 7.

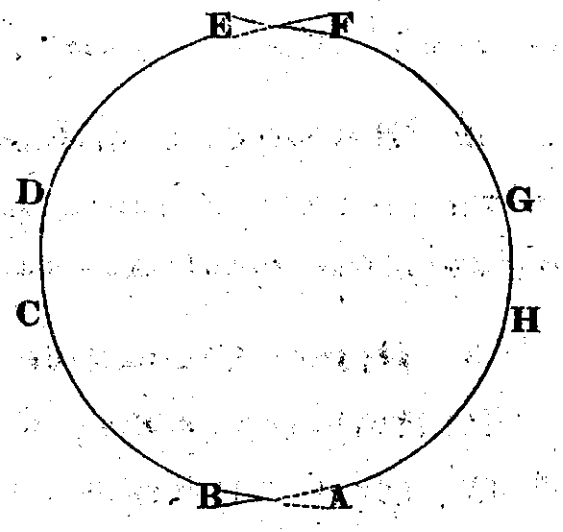
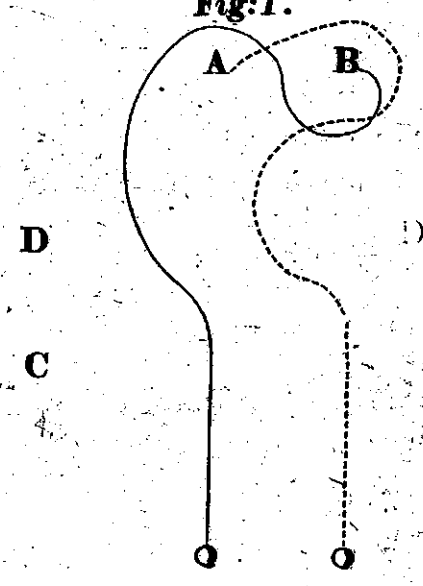
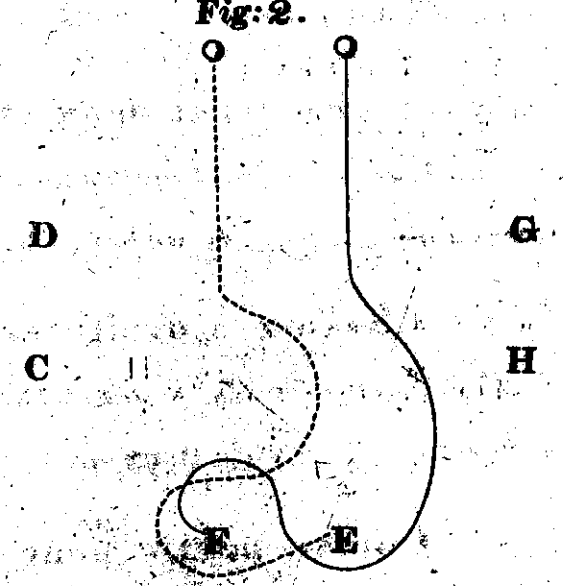


Fig:1.



Diag: 8.

Fig:2.



## FIGURE DE L' AMOUR

*(La Poule)*

### 1 Les huit seforment en deux Lignes transverses avec changement des jambe .

The eight Ladies and Gentlemen chassez jette et assemble and form two lines in the form of a cross and faced each way alternately vide Diagram 9 2 bars Coupée changement des jambe — 2 bars.

### 2 Tourne de la main gauche à vos places .

The Gentlemen swing their partners with left hands round to places with three Chassez jetté et assemblé — 4 bars. Vide Diagram 10.

### 3 Balancez à vos Dames .

The Lady and Gentleman A. B. turn to each other and set with Balancez Sissonne Baloté — this done twice which requires 4 bars. Vide Diagram 11.

### 4 Tour de Mains.

The Lady and Gentleman at A. B. join both hands and turn quite round on the left to places with 3 Chassez jetté et assemblé — 4 bars. Vide Diagram 11.

### 5 En avant Quatre et Baloté .

The opposite Couples A B and E F advance with one Chassez jetté et assemblé, set with two Baloté — 4 bars.

The Gentleman F with his right hand takes the left of the Lady A and the Gentleman B with his right hand takes the left of the Lady E and lead thro to places — 4 bars performed by 3 Chassez jetté et assemblé. Vide Diagram 12.

### 6 Chaine des Dames Entière . Vide Diagram 3. La Psyche.

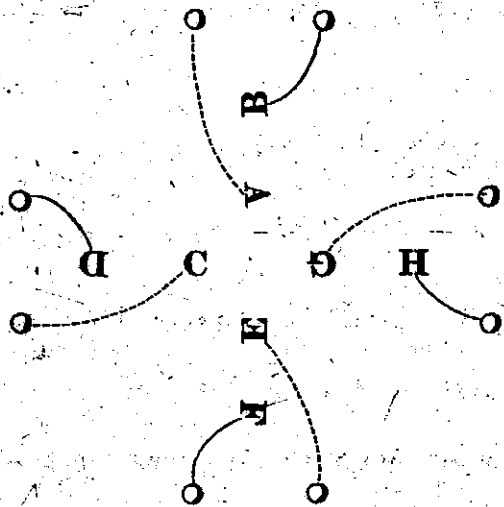
#### Contre partie pour les six Autres .

The Lady at E, and Gentleman at B, commence and perform the same immediately; the Lady C, and Gentleman H, and then the Lady G, and Gentleman D, which finishes L' Amour.

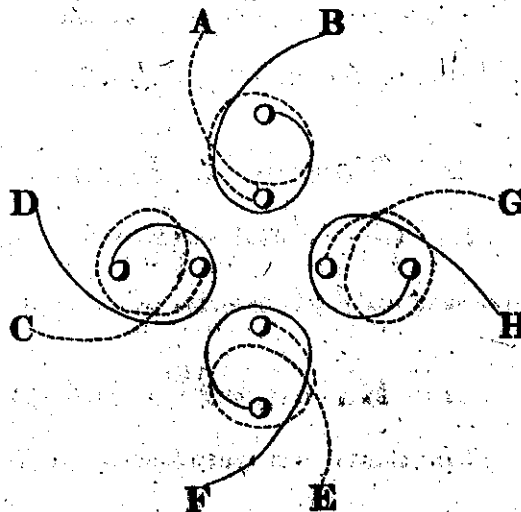


**FIGURE DE L' AMOUR**

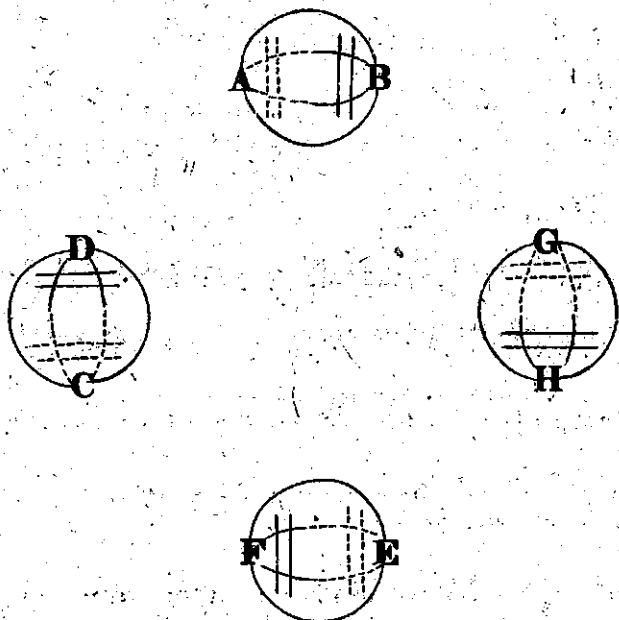
**Diag: 9.**



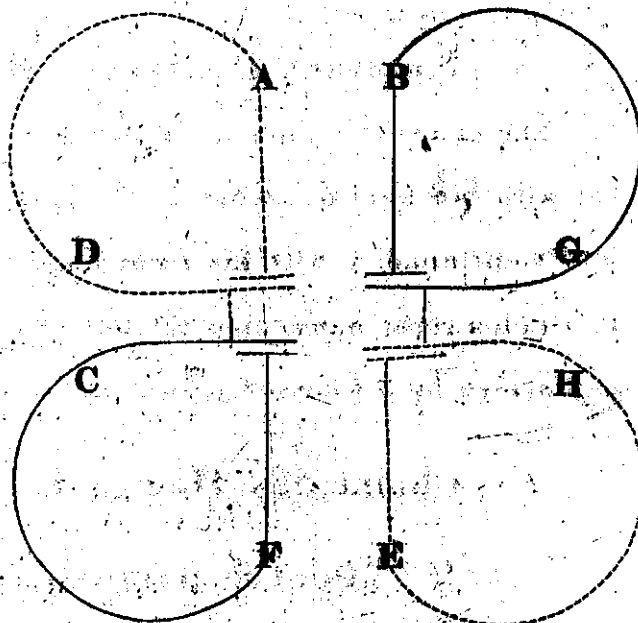
**Diag: 10.**



**Diag: 11.**



**Diag: 12.**



## FIGURE DE LA FLORE

(La Trenis)

### 1 Les Quatre Dames avancent font une Jetté & assemblé & passant à gauche leurs Cavalliers à leurs places .

The four Ladies at A. C. E. G. advance with one Chassez jetté et assemblé set with three jetté et assemblé — 4 bars. Pass round their partners on the left to places with 3 Chassez jetté et assemblé, 4 bars — together 8 bars. Vide Diagram 13.

### 2 En avant Quatre et en Arriere .

The Lady and Gentleman at A. B. join hands the Lady and Gentleman E. F. do the same advance to the centre with one Chassez jetté and assemblé — 2 bars. Retire with the same to places — 2 bars. Vide Diagram 14.

### 3 Chassez à droite et à gauche .

Vide Figure 2 La Psyche — 4 bars.

### 4 Promenade de Quatre .

The opposite couples at A B and E F cross hands and promenade round (within the side couples) to places with 7 Chassez jetté et assemblé — 8 bars. Vide Diagram 15.

### 5 Chassez croissez tout les huit and des chassez .

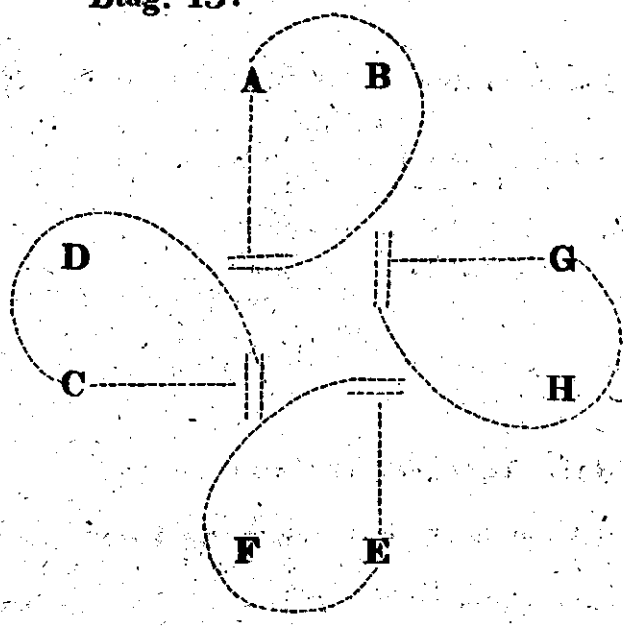
The whole 8 change places with their partners the Ladies passing in front of the Gentlemen with Chassez jetté et assemblé and Baloté, 4 bars — back again with Chassez jetté et assemblé to places the Gentlemen passing in front & Baloté, 4 bars. Vide Diagram 16.

### Contre partie pour les six Autres .

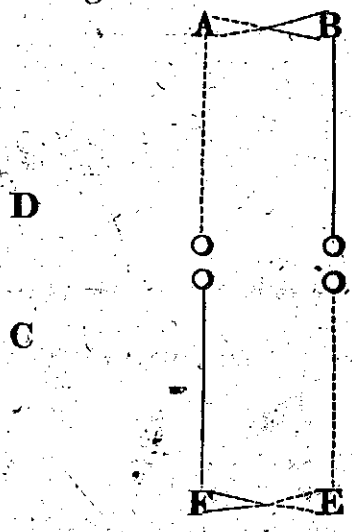
The Lady at E, and Gentleman at B, commence immediately and perform the same figure then the Lady C, and Gentleman H, then the Lady G, & Gentleman D, which completes La Flora.

FIGURE DE LA FLORE

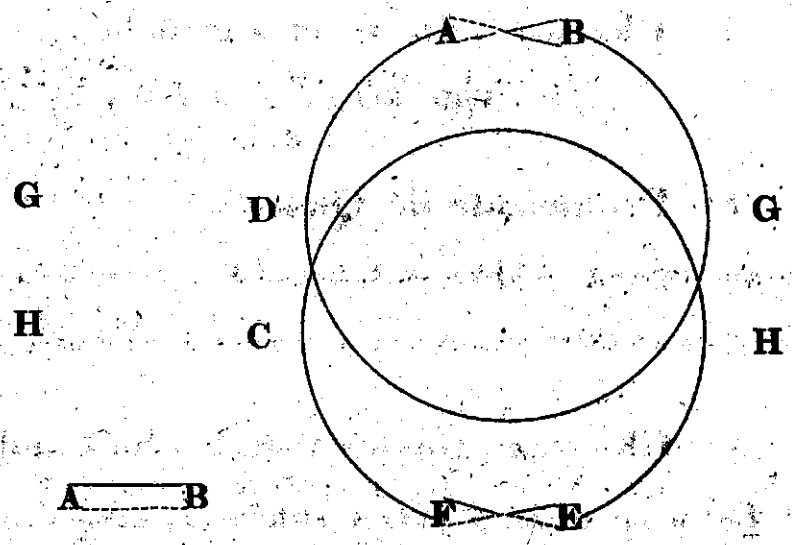
Diag: 13.




Diag: 14.



Diag: 15.



Diag: 16.



## FIGURE DE LA FINALE

### 1 En avant Quatre

The two opposite couples A. B. and E. F. join hands with their partners Chassez jetté et assemblé meet in the centre and Baloté — 4 bars. Vide Diagram 17.

### 2 Les Quatres tournent à gauche

Hands four round to places turning to the left with three Chassez jetté et assemblé. 4 bars. Vide Diagram 17.

### 3 En avant et en Arriere.

Opposite Lady at A and Gentleman F advance with one Chassez jetté et assemblé retire with the same — 4 bars. Vide Diagram 1.

### 4 Chassez à droite et à gauche

Vide Figure 2 — La Psyche — 4 bars.

### 5 Les Quatre opposés avant et Baloté

The Lady and Gentleman at A. B. and E. F. advance with Chassez jetté et assemblé set with 3 jetté et assemblé — 4 bars. Vide Diagram 18.

### 6 Demie Pousette

The Lady and Gentleman A. F. and E. B. join hands and draw round into the centre — 4 bars. Vide Diagram 18.

### 7 Les Menez la Dame opposée par les Cotés a sa place.

Vide Figure 1 — La Flore — 4 bars.

### 8 En avant Quatre et en Arriere

Vide Figure 2 — La Flore — 4 bars.

### Les Contre-parties pour les six Autres

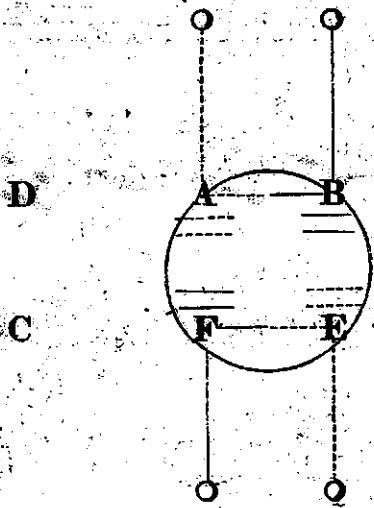
The Lady at E, and Gentleman B, commence immediately and perform the same figure, then the Lady at C, and Gentleman H, then the Lady G, and Gentleman, D which finishes La Finale.

NB: After all the couples have performed the Figure the first part of the Tune is played over again and the Dancers Chassez across all eight and back again.

FIGURE DE LA FINALE

Diag: 17.

Diag: 18.

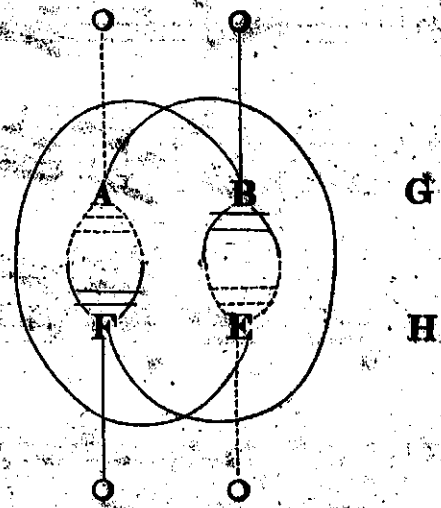


G

D

H

C



G

H

LA PSYCHE

(Le Pantalon)

The musical score consists of six systems of two staves each (treble and bass clef). The key signature is one sharp (F#) and the time signature is 6/8. The first system is the main melody. The second system includes a 'Fine' marking. The third system shows a key change to one flat (Bb). The fourth system continues the melody. The fifth system includes a 'D.C.†' marking. The sixth system concludes the piece.

The 1<sup>st</sup> strain played once before the Dance commences, every time the Dance is performed.

FIGURE\* The 1<sup>st</sup> strain repeated 2<sup>d</sup> and 3<sup>d</sup> played straight thro' and Da Capo.

	Bars. Strains.
1 Les quatre opposé en avant et en arriere.	1 The four opposite advance and retire.....4-1
2 Chassez a droite et a gauche.	2 Chassez to the right and left.....4-1
3 Chain des dames.	3 Ladies Chain.....8-2
4 Chassez huit obliquement.	4 Chassez all eight oblique.....8-3
5 Grande Promenade.	5 Promenade all eight.....8-1
Contre partie pour les 4 autres.	The other 4 Dancers do the same

\*The Figure to Le Pantalon may be danced to this Tune and substituted for the above as the Music is of the same length and expressly composed for that purpose it is likewise the same with the other Tunes, as La Pomone is adapted to the Figure of L'Eté &c:

† NB All the Capos in this work to be Senza Replica.

LA POMONE

(L'E'te)

The first strain played once before the Dance commences.

FIGURE — The 1<sup>st</sup> strain repeated, 2<sup>d</sup> played straight thro' and Da Capo, every time the Dance is repeated.

- 1 Traverséz en donnant la main droite a la dame vis-a-vis et Sissonne baloté.
  - 2 Retraverséz en donnant la main gauche.
  - 3 Demie queue du chat.
  - 4 Demie chaine anglaise.
  - 5 En avant et en arriere.
  - 6 Chassez à droite et à gauche.
- . Contre-parties pour les 6 autres.

- Bars, Strains
- 1 Cross over giving the right hand to the opposite Lady and set.....4\_1
  - 2 Back again with left hands.....4\_1
  - 3 Half Promenade.....4\_2
  - 4 Half right and left to places.....4\_2
  - 5 Opposite Lady & Gent advance & retire...4\_1
  - 6 Chassez to the right and left.....4\_1
- The 6 others do the same.

L'AMOUR

(La Poule.)

The musical score consists of four systems of piano accompaniment. Each system has a treble clef staff on top and a bass clef staff on the bottom. The first system is in G major. The second system includes a 'Fine' marking. The third system includes a key signature change to F major. The fourth system includes a 'D.C.' (Da Capo) marking.

The first strain played straight thro' before the Dance commences.

FIGURE — The 1<sup>st</sup> strain repeated, 2<sup>d</sup> and 3<sup>d</sup> played straight thro' and Da Capo.

- 1 Les huit se forment en deux lignes transverses.
- 2 Tourne la main gauche a vos places.
- 3 Balancez a vos dames.
- 4 Tour de mains.
- 5 En avant quatre et balote.
- 6 Chaine des dames entiere.  
Contre-parties pour les 6 autres.

- Bars. Strains.
- 1 The 8 Ladies & Gent:form themselves into  
2 straight lines in the form of a cross.....4- 1
  - 2 The Gentlemen swing round their partners  
with left hands to places.....4- 1
  - 3 Set to your partners .....4- 2
  - 4 Turn with both hands.....4- 2
  - 5 The 4 opposite advance and set and  
lead thro' the sides to places.....8- 3
  - 6 Ladies chain.....8- 1  
The 6 other Dancers do the same.



# LA FLORA

(Le Trenis)

The first strain played once before the Dance commences.

FIGURE — The 1<sup>st</sup> strain repeated, 2<sup>d</sup> played straight thro' and Da Capo, every time the Dance is performed.

- 1. En quatre des dames.
  - 2. En avant quatre et en arriere.
  - 3. Chassez à droite et à gauche.
  - 4. Promenade quatre.
  - 5. Chassez croisez huit et dechassez.
  - 6. Chain des dames entiere.
- Contre-partie pour les 6 autres.

- Bars. Strains.
- 1 The 4 Ladies meet & set & pass round their respective partners to places on the left. .... 8-1
  - 2 The opposite couples advance and retire .... 4-2
  - 3 Chassez to the right and left. .... 4-2
  - 4 Opposite couples promenade to places .... 8-1
  - 5 Chassez across all eight and back .... 8-3
  - 6 Ladies chain entire. .... 8-1
- The 6 other Dancers do the same.

FINALE

The first strain played once before the Dance commences.

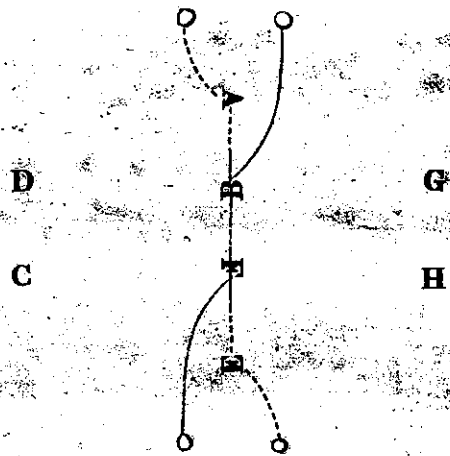
FIGURE — The 1<sup>st</sup> strain repeated, 2<sup>d</sup> & 3<sup>d</sup> played straight thro' and Da Capo, every time the Figure is performed.

- 1 En avant quatre.
- 2 Les quatre tournent à gauche.
- 3 En avant et en arriere.
- 4 Chassez à droite et à gauche.
- 5 Les quatre opposés avance.
- 6 Demie poussette.
- 7 Menez la dame opposé par les cotés  
à sa place.
- 8 En avant et retiré quatre.

Bars. Strains.

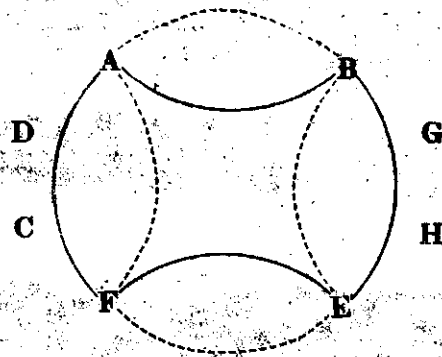
- |   |  |   |   |
|---|--|---|---|
| 1 | The opposite couples advance & set                     | 4 | 1 |
| 2 | Hands four round                                       | 4 | 1 |
| 3 | Opposite Lady & Gent: advance & retire                 | 4 | 2 |
| 4 | Chassez to the right and left                          | 4 | 2 |
| 5 | The four opposite advance                              | 4 | 3 |
| 6 | Half poussette   | 4 | 3 |
| 7 | Lead the opposite partners thro the<br>sides to places | 4 | 1 |
| 8 | The four opposite advance and retire                   | 4 | 1 |

*Balances 4 en Ligne.*



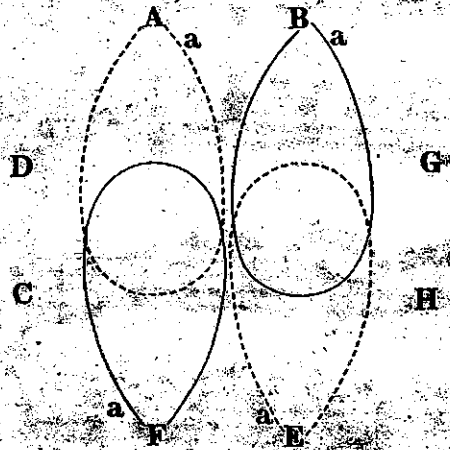
Four set in Line holding Hands the Ladies facing one way, the Gentlemen the other.

*Chaine Anglaise or right and left.*



The partners give their right Hands to each other and the left to the next person.

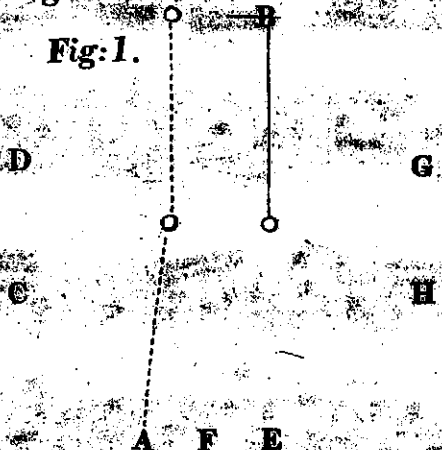
*Dos a Dos, or Back to Back.*



The opposites move in the Lines a, round each other back to back.

*Figure de la Trenise.*

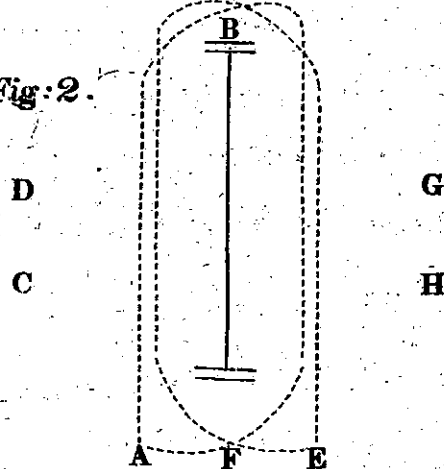
Fig: 1.



The Couple A, B join hands advance & retire twice, the 2<sup>d</sup> time the Gent: leaves his Lady on the left of the opposite Gentleman F.

*Figure de la Trenise.*

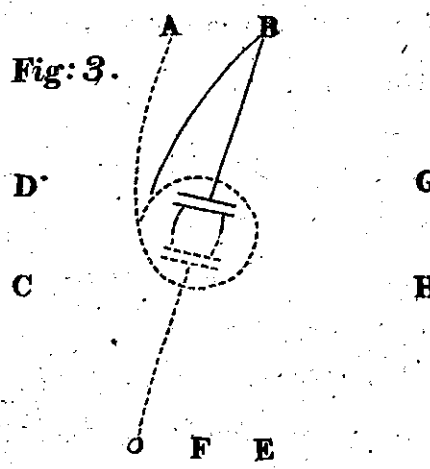
Fig: 2.



The 2 Ladies A & E cross over, while the Gent: B passes between, the Ladies change sides while the Gent: sets; the Ladies again cross over while the Gent: passes between and returns to his place.

*Figure de la Trenise.*

Fig: 3.



The Lady A crosses to her partner they Balancez or set, join hands & turn round to the left and into places.

1<sup>st</sup> QUADRILLE.

LA JULIETTE.

Figure du Pantalon.

N<sup>o</sup> 1.

- 1 Chaîne anglaise
- 2 Balancez a vos dames
- 3 Tour de mains
- 4 Chaîne des dames
- 5 Queue du chat.

- Bars. Strains.
- 1 Right and left..... 8\_ 2
  - 2 Set to your partner..... 4\_ 1
  - 3 Turn your partner..... 4\_ 1
  - 4 Ladies chain..... 8\_ 3
  - 5 Promenade to places..... 8\_ 1

**Note.** The figures in this collection will be found clearly explained by Diagrams in "Wilson's Quadrille Instructor" also the names of the various steps required in that department of Dancing with the time they take in the performance, together with general Instructions for Dancing Quadrilles.

LE PHANTOME.

N<sup>o</sup> 2.

The musical score consists of two systems of staves. The first system has a treble clef staff with a melody and a bass clef staff with accompaniment. The second system continues the melody and accompaniment. Dynamic markings include 'fz' (forzando) and 'MAJEUR' (Major). The score concludes with 'D.C.' (Da Capo) and 'Da Capo.' markings.

Bara. Strains

- 1 Le cavalier & sa dame avancent & retirent deux fois a la seconde fois, la dame se place a gauche du cavalier opposee.
- 2 Ce cavalier donne ses mains aux deux dames & tous trois avancent & retirent deux fois.
- 3 Le premier cavalier avance & retire deux fois avec pas de basque & emboites.
- 4 Demie tour de quatre.
- 5 Demie chaine anglaise.
- 6 Le premier cavalier & sa dame avancent & retirent encore deux fois, a la seconde fois le cavalier se place a gauche de la dame opposee.
- 7 Cette dame donne ses mains aux deux cavaliers & tous trois avancent & retirent deux fois.
- 8 La premiere dame avance & retire deux fois avec pas de basque & emboites.
- 9 Demie tour de quatre.
- 10 Demie chaine anglaise.  
Contre partie pour les 6 autres.

- 1 The Gent & Lady advance & retire twice at the second time the Gent leaves the Lady on the left of the opposite Gentleman.....8\_2
- 2 This Gent then joins hands with the two Ladies & all three advance and retire twice .....8\_1
- 3 The first Gent then advances & retires twice with pas de basque & emboites .....8\_3
- 4 Hands four half round .....4\_1
- 5 Half right and left.....4\_1
- 6 The first Lady & Gent again advance & retire twice the Gent being left at the second time on the left of the opposite Lady.....8\_2
- 7 This Lady then joins hands with the 2 Gent & all three advance and retire twice.....8\_1
- 8 The first Lady then advances & retires twice with pas de basque & emboites .....8\_3
- 9 Hands four half round.....4\_1
- 10 Half right and left.....4\_1  
The 6 others do the same.

LA SENSIBLE .

*La Figure de la Poule .*

N<sup>o</sup> 3.

The musical score consists of two systems of piano and violin parts. The piano part is in 6/8 time and features a melody with trills (tr) and octave markings (8va). The violin part is in 6/8 time and features a melody with trills (tr) and octave markings (8va). The score is written in a key signature of one flat (B-flat) and includes various musical notations such as slurs, accents, and dynamic markings.

Bars. Straits.

- 1 Traversez deux en donnant la main droite a la dame de vis a vis & sissonne balotez
  - 2 Retraversez en donnant la main gauche
  - 3 Les dames donnent la main droite a leurs cavaliers
  - 4 Balancez quatre sans quitter les mains
  - 5 Demie queue du chat
  - 6 En avant deux
  - 7 Dos a dos
  - 8 En avant quatre
  - 9 Demie chaine anglaise.
- Contre partie pour les 6 autres.

- 1 Cross over giving the right hand to the opposite Lady and set.....4\_2
  - 2 Back again with the left .....4\_2
  - 3 The Ladies give the right hand to the Gentlemen.....2\_1
  - 4 Set 4 holding hands.....4\_1
  - 5 Half promenade.....2\_1
  - 6 Opposite Lady and Gentleman advance....4\_3
  - 7 Back to back.....4\_3
  - 8 The two opposite advance.....4\_1
  - 9 Half right & left to place .....4\_1
- The other 6 do the same.

LA SOMNABULE.

Figure de la Trenis.

N<sup>o</sup>4.

- 1 En avant deux et en arriere
- 2 Chassez a droite & a gauche
- 3 Traversez
- 4 Chassez & dechassez
- 5 Retournez a vos places
- 6 Balancez a vos dames
- 7 Tour de deux mains.

Contre partie pour les 6 autres.

- Bars. Strains.
- 1 Opposite Lady & Gent advance & retire ..... 4\_2
  - 2 Chassez to right and left ..... 4\_2
  - 3 Cross over..... 2\_2
  - 4 Chassez and back again..... 4\_2
  - 5 Return to your places..... 2\_2
  - 6 Set to your partners..... 4\_1
  - 7 Turn your partner with both hands ..... 4\_1

The other 6 do the same.

LA BRUYANTE.

La Promenade.

N<sup>o</sup> 5.

Bars. Strains.

- 1 Chaine des dames.
- 2 Balancez a vos dames.
- 3 Tour des mains.
- 4 Un cavalier et sa dame en avant & et arriere.
- 5 Idem en avant, conduisant sa dame a la gauche du cavalier de vis a vis, & sissonne balotez.
- 6 Les deux dames traversent a la place opposee perdant que le cavalier traverse au milieu.
- 7 Les deux dames font chassé croisé tandis que le cavalier figure devant elles & ensuite retournent a leurs places en faisant encore chasse croisé.
- 8 La premiere dame qui occupe la gauche du cavalier fait un balance & tour des mains. Chassez croisez tous les huit pour le Finale. Contre partie pour les 6 autres.

- 1 Ladies chain..... 8\_2
  - 2 Set to your partner..... 4\_1
  - 3 Turn your partner..... 4\_1
  - 4 The Gent with his partner advance & retire.... 4\_3
  - 5 Again advance leading the Lady to the left of the opposite Gentleman & set ..... 4\_3
  - 6 The 2 Ladies cross over to the opposit place while the Gentleman passes between..... 2\_3
  - 7 The 2 Ladies change sides while the Gent figures before them they return to their places changing sides again ..... 6\_3
  - 8 The first Lady who occupies the left of the Gentleman sets to her partner & finishes by a turn of the hands..... 8\_1
- Chassez croisez all 8 for the Finale.  
The other 6 do the same.



2<sup>me</sup> QUADRILLE.

L' ETOILE .

N<sup>o</sup>1.

- 1 Chaine anglaise.
- 2 Demie queue du chat.
- 3 Dos a dos.
- 4 Demie chaine anglaise.
- 5 Chassez a droite & a gauche .
- 6 En avant & en arriere deux fois avec  
le pas de basque & emboités.  
Contre partie pour les 6 autres.

Bars. Strains.

- 1 Right and left ..... 8-2
- 2 Half promenade..... 4-1
- 3 Back to back..... 4-1
- 4 Half right and left ..... 4-3
- 5 Chassez to the right and left..... 4-3
- 6 Advance and retire twice with the pas  
de basque and emboités ..... 8-1.  
The other 6 do the same.

LA CHINOISE.

N<sup>o</sup> 2.

Musical score for 'LA CHINOISE' in 6/8 time, featuring treble and bass staves. The score includes various dance instructions and a 'MINEUR' section. The key signature changes from one sharp (F#) to one flat (Bb) in the 'MINEUR' section. The piece concludes with a 'Da Capo' instruction.

Bars. Strains.

- 1 .Quette du chat.
  - 2 Dos a dos. *Les 4*  
*comme is*
  - 3 Chassez a droite & a gauche.
  - 4 Balancez a vos dames.
  - 5 Tour des mains.
  - 6 Chaine des dames.
- Contre partie pour les 6 autres.

- 1 Promenade .....8\_2
  - 2 Back to back .....4\_1
  - 3 Chassez to right and left.....4\_1
  - 4 Set to your partners.....4\_3
  - 5 Turn your partners.....4\_3
  - 6 Ladies chain.....8\_1
- The other 6 do the same.

L' INCOUNUE.

N<sup>o</sup> 3.

Bars. Strains.

- 1 Traversez deux en donnant la main droite & balancez.
  - 2 Chassez a droite & a gauche.
  - 3 Retournez a vos places en donnant la main gauche & balancez.
  - 4 Chassez a droite & a gauche.
  - 5 Chaine anglaise.
- Contre partie pour les 6 autres.

- 1 The opposite Lady & Gentleman cross over giving the right hand and set.....4\_1
  - 2 Chassez to the right and left.....4\_1
  - 3 Return to your places giving the left hand and set .....4\_2
  - 4 Chassez to the right and left.....4\_2
  - 5 Right and left .....8\_1
- The other 6 do the same.

LA BONNE VIEILLE.

N<sup>o</sup>4.

- 1 La Grande promenade.
  - 2 Chassez croisez tous les huit & balancez.
  - 3 Dechassez tous les huit & balancez.
  - 4. Chaine des dames.
  - 5 Chassez à droite & a gauche.
  - 6 Les quatre opposés en avant & balancez.
  - 7 En arriere & balancez.
- Contre partie pour les 4 autres.

- Bars. Strains.
- 1 Promenade all eight.....8\_2
  - 2 Chassez croisez all eight and set.....4\_2
  - 3 Return to your places and set.....4\_2
  - 4 Ladies chain.....8\_3
  - 5 Chassez to the right and left.....4\_3
  - 6 The four opposite advance and set.....4\_1
  - 7 Retire to their places and set.....4\_1
- The other 4 do the same.

LA BICHE.

N<sup>o</sup> 5.

MINEUR.  
8va

loco

Bars. Strains.

Chaine des dames.  
 En avant deux & balancez.  
 En arriere & balancez.  
 Les dames avancent font un jette & assemble  
 balancez & passent a gauch de leurs cavaliers  
 a leurs places.  
 Chaine anglaise.  
 Le Grand rond.  
 Contre partie pour les 4 autres.

Ladies chain.....8-2  
 The opposite Lady & Gent advance & set....4-3  
 Retire to their places and set.....4-3  
 The Ladies meet set & pass their part-  
 ners on the left to their places.....8-3  
 Right and left.....8-  
 The Grand round.....8-1  
 The other 4 do the same.

Le grande promenade for Finale.

3<sup>me</sup> QUADRILLE. LE LYS.

N<sup>o</sup> 1.

The musical score consists of six systems of two staves each (treble and bass clef). The key signature has one flat (B-flat) and the time signature is 6/8. The music is a quadrille, featuring various dance steps indicated by markings like 's.' (step) and 'lr' (left right). The notation includes eighth and sixteenth notes, rests, and dynamic markings. The piece concludes with a double bar line and repeat signs.

Bars. Strauss.

- 1 En avant & en arriere deux fois avec pas de basque & emboités.
  - 2 Chassez a droite & a gauche.
  - 3 Tour des main.
  - 4 Demie queue du chat.
  - 5 Dos a dos.
  - 6 Tour de mains.
- Contre partie pour les 6 autres.

- 1 Advance and retire twice with pas de basque & emboités.....8\_2
  - 2 Chassez to right and left .....4\_1
  - 3 Turn your partner .....4\_1
  - 4 Half promenade.....8\_3
  - 5 Back to back .....4\_1
  - 6 Turn your partner.....4\_1
- The other 6 do the same.

ROBINET ET MARIETTE • *Figure de la Pastourelle.*

N<sup>o</sup> 2.

The musical score consists of two systems of grand staff notation (treble and bass clefs). The first system includes dynamic markings *fz* and *fz*. The second system includes *fz*, *fz*, and *p*. The piece concludes with a *Da Capo* marking.

Bars, Strains.

- 1 . Chaine anglaise.
  - 2 . En avant deux & en arriere.
  - 3 . Chassez a droite & a gauche.
  - 4 . Demie queue du chat.
  - 5 . Demie chaine anglaise.
  - 6 . Dos a dos .
  - 7 . Tour des mains.
- Contre partie pour les 6 autres.

- 1 Right and left ..... 8-2
  - 2 The Opposite Lady & Gent advance & retire. 4-1
  - 3 Chassez to right & left ..... 4-1
  - 4 Half promenade..... 4-3
  - 5 Half right and left..... 4-3
  - 6 Back to back..... 4-1
  - 7 Turn your partner ..... 4-1
- The other 6 do the same.

LES PANTOUFLETTES.

N<sup>o</sup> 3.

Bars. Strains.

- 1 Les huit seforment en deux lignes trans-  
verses avec changement des jambez & balance
- 2 Tournez de la main droite a vos places..
- 3 Dos a dos.
- 4 Chaine anglaise.
- 5 Chassez a droite et balancez.
- 6 Chassez a gauche & balancez.  
Contre partie pour les 6 autres.

- 1 The eight Ladies and Gentlemen form  
two transverse lines and set.....4\_2
- 2 The Gent swing their partners to their places..4\_2
- 3 Back to back.....4\_3
- 4 Right and left.....4\_3
- 5 Chassez to the right and set.....4\_1
- 6 Chassez to the left and set.....4\_1  
The other 6 do the same



LA BRILLANTE.

Nº4.

The musical score consists of ten systems of staves. The first system has a treble clef staff with a melodic line and a bass clef staff with a rhythmic accompaniment. The second system has a treble clef staff with a melodic line and a bass clef staff with a rhythmic accompaniment. The third system has a treble clef staff with a melodic line and a bass clef staff with a rhythmic accompaniment. The fourth system has a treble clef staff with a melodic line and a bass clef staff with a rhythmic accompaniment. The fifth system has a treble clef staff with a melodic line and a bass clef staff with a rhythmic accompaniment. The sixth system has a treble clef staff with a melodic line and a bass clef staff with a rhythmic accompaniment. The seventh system has a treble clef staff with a melodic line and a bass clef staff with a rhythmic accompaniment. The eighth system has a treble clef staff with a melodic line and a bass clef staff with a rhythmic accompaniment. The ninth system has a treble clef staff with a melodic line and a bass clef staff with a rhythmic accompaniment. The tenth system has a treble clef staff with a melodic line and a bass clef staff with a rhythmic accompaniment. The key signature is one flat (B-flat) and the time signature is 2/4. The score includes various musical notations such as notes, rests, beams, and slurs.

8va

-Bars, Strains.

- 1 Les quatre opposes avancent & balance.
- 2 Demie poussette.
- 3 Menez la dame opposee par les cotes a sa place.
- 4 Chassez a droite & a gauche.
- 5 Chaine des dames.
- 6 Quitee du chat.  
Contre partie pour les 4 autres.

- 1 The 4 opposite advance and set ..... 4-2
- 2 Half poussette ..... 4-2
- 3 Lead the opposite partner thro the sides to her place..... 4-2
- 4 Chasséz to right and left..... 4-2
- 5 Ladies chain ..... 8-3
- 6 Promenade to places..... 8-1  
The other 4 do the same.

L' ELEGANTE.

N<sup>o</sup> 5.

Bars Strains

- 1 Chaine anglaise.
  - 2 Queue du chat.
  - 3 Traversez deux & balancez.
  - 4 Chassez a droite & a gauche.
  - 5 Retraversez & balancez.
  - 6 Chassez a droite & a gauche.
  - 7 Chaine des dames.
  - 8 Chassez croisez tous les huit & balancez.
- Le grand rond pour le Finale.  
 Contre partie pour les 4 autres.



- 1 Right and left.....8\_1
  - 2 Promenade.....8\_2
  - 3 The opposite Cu cross over and set .....4\_1
  - 4 Chassez to right and left.....4\_1
  - 5 Return to your places.....4\_3
  - 6 Chassez to right and left.....4\_3
  - 7 Ladies Chain.....8\_3
  - 8 Chassez croisez all eight and set.....8\_1
- The grand round for the Finale  
 The other 4 do the same









