



Allegro con spirito

3.

Musical notation for the first system, including a treble and bass clef with various notes and fingerings. A small treble clef staff at the top shows a triplet of eighth notes.

Musical notation for the second system, including a treble and bass clef with various notes and fingerings. Dynamics include *f*, *mf*, *f*, and *cresc.*

Musical notation for the third system, including a treble and bass clef with various notes and fingerings. Dynamics include *f* and *dim.*

Musical notation for the fourth system, including a treble and bass clef with various notes and fingerings. Dynamics include *p*.

Musical notation for the fifth system, including a treble and bass clef with various notes and fingerings. Dynamics include *f*, *p*, and *cresc.*

a)
Oppure: O bien:
Oubien: Or:

Musical notation for the sixth system, including a treble and bass clef with various notes and fingerings. The word "(sopra)" is written below the bass clef staff.

First system of musical notation. Treble clef, bass clef. Includes fingerings (1, 2, 3, 4, 5) and slurs.

Second system of musical notation. Treble clef, bass clef. Includes dynamics *f* and *p*, and the instruction *cresc.* (crescendo).

Third system of musical notation. Treble clef, bass clef. Includes fingerings (1, 2, 3, 4, 5), slurs, and dynamics *f* and *p*.

Fourth system of musical notation. Treble clef, bass clef. Includes fingerings (1, 2, 3, 4, 5), slurs, and dynamics *p*.

Fifth system of musical notation. Treble clef, bass clef. Includes fingerings (1, 2, 3, 4, 5), slurs, and dynamics *f* and *p*. Includes a trill (tr) and a fermata.

Sixth system of musical notation. Treble clef, bass clef. Includes fingerings (1, 2, 3, 4, 5), slurs, and dynamics *p*.

b) Il passo deve eseguirsi tutto eguale. Nel fare lo staccato l'allievo si serva solo del dito senza l'aiuto del polso che produrrebbe l'effetto di legature ogni tre note:

b) Le passage doit s'exécuter uniformément. Pour le staccato que l'élève se serve du doigt seulement sans le concours du poignet ce qui produirait l'effet d'une liaison chaque trois notes:

b) El pasaje debe ejecutarse todo igual. El staccato debe hacerlo el alumno utilizando solamente el dedo, sin ayuda de la muñeca, lo que produciría el efecto de una ligadura cada tres notas:

b) The notes of the passage must all be executed evenly. When executing the staccati the pupil must only use the finger without the help of the wrist which would produce the effect of tying every three notes:

c) La divisione ritmica è la seguente:
c) La division rythmique est la suivante:

c) La división rítmica es la siguiente:
c) The rhythmic division is the following:

First system of musical notation. Treble clef, 4/2 time signature. The piece begins with a piano (*p*) dynamic. The first measure contains a complex chord with a 4/2 fingering above it. The second measure has a 3/1 fingering. The third measure has a 4/2 fingering. The fourth measure has a 3/3 fingering. The fifth measure has a 4/1 fingering. The sixth measure has a 5/3 fingering. The seventh measure has a 3/1 fingering. The eighth measure has a 1/3 fingering. The ninth measure has a 3/3 fingering. The tenth measure has a 3/3 fingering. The eleventh measure has a 3/3 fingering. The twelfth measure has a 3/3 fingering. The thirteenth measure has a 3/3 fingering. The fourteenth measure has a 3/3 fingering. The fifteenth measure has a 3/3 fingering. The sixteenth measure has a 3/3 fingering. The seventeenth measure has a 3/3 fingering. The eighteenth measure has a 3/3 fingering. The nineteenth measure has a 3/3 fingering. The twentieth measure has a 3/3 fingering. The dynamic changes to mezzo-forte (*mf*) in the second measure.

Second system of musical notation. Treble clef, 4/2 time signature. The piece begins with a piano (*p*) dynamic. The first measure contains a complex chord with a 4/2 fingering above it. The second measure has a 3/1 fingering. The third measure has a 2/1 fingering. The fourth measure has a 3/3 fingering. The fifth measure has a 3/3 fingering. The sixth measure has a 3/3 fingering. The seventh measure has a 3/3 fingering. The eighth measure has a 3/3 fingering. The ninth measure has a 3/3 fingering. The tenth measure has a 3/3 fingering. The eleventh measure has a 3/3 fingering. The twelfth measure has a 3/3 fingering. The thirteenth measure has a 3/3 fingering. The fourteenth measure has a 3/3 fingering. The fifteenth measure has a 3/3 fingering. The sixteenth measure has a 3/3 fingering. The seventeenth measure has a 3/3 fingering. The eighteenth measure has a 3/3 fingering. The nineteenth measure has a 3/3 fingering. The twentieth measure has a 3/3 fingering. The dynamic changes to mezzo-forte (*mf*) in the second measure.

Third system of musical notation, labeled 'd)'. Treble clef, 4/2 time signature. The piece begins with a piano (*p*) dynamic. The first measure contains a complex chord with a 2 3 2 3 2 3 1 3 2 3 1 3 2 3 1 fingering above it. The second measure has a (2 3 2 3 2 3 2) fingering. The third measure has a 2 3 2 3 2 3 1 fingering. The fourth measure has a 2 3 2 3 2 3 1 fingering. The fifth measure has a 2 3 2 3 2 3 1 fingering. The sixth measure has a 2 3 2 3 2 3 1 fingering. The seventh measure has a 2 3 2 3 2 3 1 fingering. The eighth measure has a 2 3 2 3 2 3 1 fingering. The ninth measure has a 2 3 2 3 2 3 1 fingering. The tenth measure has a 2 3 2 3 2 3 1 fingering. The eleventh measure has a 2 3 2 3 2 3 1 fingering. The twelfth measure has a 2 3 2 3 2 3 1 fingering. The thirteenth measure has a 2 3 2 3 2 3 1 fingering. The fourteenth measure has a 2 3 2 3 2 3 1 fingering. The fifteenth measure has a 2 3 2 3 2 3 1 fingering. The sixteenth measure has a 2 3 2 3 2 3 1 fingering. The seventh measure has a *tr.* (trill) marking. The dynamic changes to *p cresc.* in the second measure and *f* in the seventh measure.

Fourth system of musical notation. Treble clef, 4/2 time signature. The piece begins with a piano (*p*) dynamic. The first measure contains a complex chord with a 5/3 fingering above it. The second measure has a 3/1 fingering. The third measure has a 4/2 fingering. The fourth measure has a 3/3 fingering. The fifth measure has a 4/2 fingering. The sixth measure has a 3/3 fingering. The seventh measure has a 4/2 fingering. The eighth measure has a 3/3 fingering. The ninth measure has a 4/2 fingering. The tenth measure has a 3/3 fingering. The eleventh measure has a 4/2 fingering. The twelfth measure has a 3/3 fingering. The thirteenth measure has a 4/2 fingering. The fourteenth measure has a 3/3 fingering. The fifteenth measure has a 4/2 fingering. The sixteenth measure has a 3/3 fingering. The seventeenth measure has a 4/2 fingering. The eighteenth measure has a 3/3 fingering. The nineteenth measure has a 4/2 fingering. The twentieth measure has a 3/3 fingering. The dynamic changes to *f* in the seventh measure.

Fifth system of musical notation. Treble clef, 4/2 time signature. The piece begins with a piano (*p*) dynamic. The first measure contains a complex chord with a 3/1 fingering above it. The second measure has a 2/3 fingering. The third measure has a 3/3 fingering. The fourth measure has a 2/3 fingering. The fifth measure has a 3/3 fingering. The sixth measure has a 2/3 fingering. The seventh measure has a 3/3 fingering. The eighth measure has a 2/3 fingering. The ninth measure has a 3/3 fingering. The tenth measure has a 2/3 fingering. The eleventh measure has a 3/3 fingering. The twelfth measure has a 2/3 fingering. The thirteenth measure has a 3/3 fingering. The fourteenth measure has a 2/3 fingering. The fifteenth measure has a 3/3 fingering. The sixteenth measure has a 2/3 fingering. The seventeenth measure has a 3/3 fingering. The eighteenth measure has a 2/3 fingering. The nineteenth measure has a 3/3 fingering. The twentieth measure has a 2/3 fingering. The dynamic changes to *f dim.* in the second measure and *p* in the fourteenth measure.

d) Oppure, più facile: ecc.

d) O bien más fácil: etc.

d) Ou bien plus facile: etc.

d) Or, more easy: etc.

First system of musical notation, featuring a treble and bass clef. The treble staff contains a melodic line with fingerings 1, 3, 4, 5, 4, 3, 1, 3 and a dynamic marking of *f*. The bass staff contains a bass line with fingerings 5, 4, 2, 1 and a dynamic marking of *f*.

Second system of musical notation. The treble staff has fingerings 2, 1, 4, 5, 4, 3, 1, 3 and a dynamic marking of *f*. The bass staff has fingerings 2, 1 and a dynamic marking of *f*.

Third system of musical notation. The treble staff has fingerings 1, 3, 4, 1, 5, 3, 4, 1 and a dynamic marking of *f*. The bass staff has fingerings 1, 4, 2, 1, 4, 1, 2, 4 and a dynamic marking of *p*.

Fourth system of musical notation. The treble staff has fingerings 3, 4, 4, 2 and a dynamic marking of *f*. The bass staff has fingerings 4, 3, 4 and a dynamic marking of *f*.

Fifth system of musical notation. The treble staff has fingerings 3, 5, 4, 3, 2, 4, 3 and a dynamic marking of *f*. The bass staff has fingerings 5, 2, 1, 4, 2, 3 and a dynamic marking of *p*. A small inset staff above the treble staff shows a triplet of notes with fingerings 2, 4, 3.

Allegro

p

ten. *ten.* *ten.*

a) *b)2* *c)*

tr *cresc.*

f *p* *f*

a) Più facile:

a) Plus facile:

b) Vedi osservazione a) à pag. 65.

b) Voyez note d) à page 65.

c) Si consiglia di far partecipare anche la mano destra agli accenti della mano sinistra, marcando questo passo nel

modo seguente:

c) Nous conseillons de faire participer aussi la main droite aux accents de la main gauche, en accentuant ce passage

de la façon suivante:

a) Más fácil:

a) More easy:

b) Véase observación d) pag. 65.

b) See remark d) at page 65.

c) Aconséjase hacer participar también la mano derecha en los acentos de la mano izquierda, marcando este pa-

saje del modo siguiente:

c) It is advised to let the right hand also participate in the accents of the left, accenting this passage in the

following way:

First system of musical notation, including treble and bass clefs, with various rhythmic patterns and fingerings.

d)

Second system of musical notation, including a piano exercise labeled "d)" with a wavy line and a piano exercise labeled "f marc." with a treble and bass clef.

Third system of musical notation, featuring a piano exercise labeled "p a tempo" and "p".

Fourth system of musical notation, featuring a piano exercise labeled "f brillante, molto articolato".

Fifth system of musical notation, featuring a piano exercise labeled "p" and "cresc.".

d) Oppure, più facile: ecc.

d) O bien, más fácil: etc.

d) Ou bien, plus facile: etc.

d) Or, more easy: etc.

p a tempo

ten. ten. ten.

cresc.

f p

f

tr

tr

marc.

(3 1)

(31)

(5 3 3 5)

(5 3 5)

(5 3 2)

5

2

3 2 3 1 4 3 2 1
rall. (31 31) 3 *pp*

rall. *pp*

Detailed description: This system contains three staves. The top staff features a complex, rapid sixteenth-note passage with a trill-like texture, marked *rall.* and *pp*. The middle staff has a single note with a wavy line above it, also marked *rall.* and *pp*. The bottom staff contains a melodic line with notes marked with fingerings 2, 5, and 3.

p a tempo

ten. ten. ten.

tr

Detailed description: This system contains two staves. The top staff has a melodic line with notes marked with fingerings 3, 1, 3, 4, 2, 3, and a trill (*tr*). The bottom staff has a bass line with notes marked with fingerings 4, 2, 2, and 3.

Minore

p

Detailed description: This system contains two staves. The top staff has a melodic line with notes marked with fingerings 5, 2, 1, 1, 2, 1, 2, 4, 3, 2. The bottom staff has a bass line with notes marked with fingerings 1, 2, 1, 3. The word "Minore" is written above the first staff, and the dynamic *p* is below the first staff.

f

brillante

Detailed description: This system contains two staves. The top staff has a melodic line with notes marked with fingerings 3, 3, 4, 2, 3, 3, 5, 3, 5, 3, 1, 2. The bottom staff has a bass line with notes marked with fingerings 5, 3, 1, 2. The dynamic *f* is below the first staff, and the word "brillante" is below the second staff.


Detailed description: This system contains two staves. The top staff has a melodic line with notes marked with fingerings 4, 2, 1, 2, 5, 3, 2, 4, 1, 5, 1, 5, 3, 1, 2. The bottom staff has a bass line with notes marked with fingerings 4, 2, 1, 5, 3, 3, 4, 3, 3, 3.


First system of a piano score. It consists of two staves. The upper staff has a treble clef and a key signature of two flats (B-flat and E-flat). The lower staff has a bass clef and the same key signature. The music features a complex melodic line in the right hand with many slurs and fingerings (e.g., 4, 2, 1, 2, 5, 4, 5, 3, 4, 2, 1). The left hand has a more rhythmic accompaniment with slurs and fingerings (e.g., 4, 5, 3, 3, 4, 3, 1, 4, 2). A dynamic marking of *p* (piano) is present in the right hand.


Second system of the piano score. It continues the piece with similar melodic and rhythmic patterns. The right hand has slurs and fingerings (e.g., 2, 1, 2, 1, 1, 2, 4, 3, 4). The left hand has slurs and fingerings (e.g., 1, 2, 1, 3, 1). A dynamic marking of *f* (forte) is present in the right hand.


Third system of the piano score. The right hand continues with slurs and fingerings (e.g., 2, 3, 4, 2, 3, 4, 2, 4, 2, 4). The left hand has slurs and fingerings (e.g., 2, 2, 2, 2). There are accents (>) over several notes in both hands.

Fourth system of the piano score. The right hand has slurs and fingerings (e.g., 2, 2, 2, 2, 2, 5, 3). The left hand has slurs and fingerings (e.g., 2, 2, 2, 1). A dynamic marking of *f* (forte) is present in the right hand.

f) Si accentino le seguenti note:  etc.

f) Acentúense las siguientes notas:  etc.

f) Accentuez les notes suivantes:  etc.

f) Accent the following notes:  etc.

Maggiore

First system of musical notation. Treble clef: notes with fingerings 1, 2, 4, 2, 4. Bass clef: notes with fingerings 1, 4.

Second system of musical notation. Treble clef: dense sixteenth-note passage with fingerings 3, 1, 3, 4, 3, 1, 3, 4, 3, 1, 3, 4. Middle staff: trills with fingerings 31, 34, 31, 34, 31, 34. Bass clef: notes with fingerings 4, 5, 4, 5, 4, 5.

Third system of musical notation, marked *h)*. Treble clef: sixteenth-note passage with fingerings 3, 1, 2, 1, 3, 1, 2, 1, 3, 1, 4, 3, 2, 1, 3, 1, 4, 3, 2, 1. Middle staff: trills with fingerings 31, 21, 31, 21, 31. Dynamic markings: *rall.*, *pp*, *lento*. Bass clef: notes with fingerings 4, 2, 4, 2. *lunga* marking above the final measure.

g) Rileggi l'osservazione c) a pag. 50.

g) Véase la observación c) pag: 50.

g) Relisez la remarque c) à page 50.

g) Re-read remark c) at page 50.

Fourth system of musical notation, marked *h)*. Treble clef: notes with fingerings 3, 1, 3, 1, 4, 5. Tempo markings: *rit.*, *lento*, *a tempo*. *lungo trillo* marking above the first measure.

Oppure: *O bien;*
Ou bien: *Or:*

