

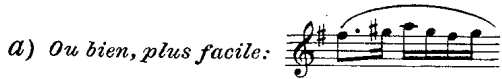
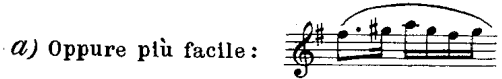


Allegro assai

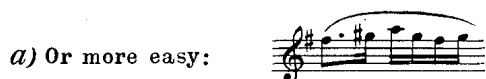
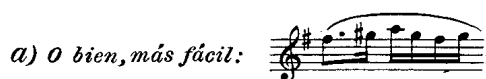
2.



marcato



b) Vedi osservazione c) a pag. 45.
b) Voyez remarque c) à page 45.



b) Véase observación c) pag. 45.
b) See remark c) at page 45.

First system of a piano score in G major, 4/4 time. The right hand features a melody with grace notes and slurs, marked *dolce*. The left hand plays a steady eighth-note accompaniment with fingerings 1 2 1 2 1. The system concludes with a *f* dynamic marking.

Second system of the piano score. The right hand continues the melodic line with slurs and fingerings. The left hand accompaniment includes fingerings 2, 3, and 4. The system begins with a *p* dynamic marking.

Third system of the piano score. The right hand features a more complex melodic passage with triplets and slurs, marked *p* and *cresc.*. The left hand accompaniment includes fingerings 1, 3, 4, and 5. The system ends with a *f* dynamic marking and the initials *M.S.*

Fourth system of the piano score. The right hand continues the melodic line with slurs and fingerings. The left hand accompaniment includes fingerings 2, 3, and 4. The system begins with a *p* dynamic marking.

Fifth system of the piano score. The right hand features a melodic line with slurs and fingerings, marked *p* and *cresc.*. The left hand accompaniment includes fingerings 2, 4, 5, and 4. The system begins with a *p* dynamic marking.

Sixth system of the piano score. The right hand features a melodic line with slurs and fingerings, marked *tr* and *ff*. The left hand accompaniment includes fingerings 1, 3, 2, 5, and 4. The system begins with a *p* dynamic marking.

First system of musical notation. Treble clef, key signature of two sharps (F# and C#). The piece begins with a dynamic marking of *f* (forte). The right hand features a complex melodic line with many slurs and fingering numbers (1-5). The left hand provides a steady accompaniment. A dynamic marking of *p* (piano) appears later in the system.

Second system of musical notation. The right hand continues with intricate melodic patterns, including a section marked *p*. The left hand accompaniment includes a section with a 5/8 time signature.

Third system of musical notation. The right hand features a section with a *trium* (trill) marking. The left hand accompaniment includes a section marked *marcato* (marked).

Fourth system of musical notation. The right hand continues with rapid melodic runs. The left hand accompaniment includes a section marked *p* and a *cresc.* (crescendo) marking. The system ends with a measure containing the numbers 45.

Fifth system of musical notation. The right hand features a section with a *trium* (trill) marking. The left hand accompaniment includes a section marked *f* (forte).

4 5 4 3 4 4 2 1

p

p

3 1 2 3 4 1 2 3 4 5

p *f* *p*

2 5 3 1 2 3 1 2 3 1 2 3 1 2 3 1 2 3 1 2 3 4 5

p *cresc.* *f*

3 1 2 5 1 2 5

p

p cresc. *f*

3 2 1 3

32 *tr* 1 3

ff

MINUETTO

Tempo di Minuetto Lento

p
poco stacc.

p

mf

tr

c)

a) Vedi la nota e) a pag. 3.
a) Voyez la note e) à page 3.

b) Rileggi l'osservazione c) a pag. 45.
b) Relisez la remarque c) à page 45.

c) Circa il modo di legare queste doppie note rileggi l'osservazione c) pag. 39.

c) Sur la façon de lier ces doubles notes, relisez la remarque c) à page 39.

a) Véase la nota e) pag. 3.
a) See note e) at page 3.

b) Véase la observación c) pag. 45.
b) Re-read remark c) at page 45.

c) Sobre el modo de ligar estas dobles notas, véase la observación c) pag. 39.

c) In regard to the mode of tying these double notes re-read the remark c) at page 39.

d)

mf *p* *poco stacc.*

p leggero *cresc:.....* *ten.*

mf *f deciso* *Fine*

ten.

ã) Gli allievi che posseggono già un tecnicismo adeguato, preferiscano la seguente diteggiatura:



d) Les élèves qui possèdent déjà une technique suffisamment développée devront préférer le doigté suivant:



d) Los alumnos que poseen ya una técnica adecuada deben adoptar la siguiente digitación:



d) For the pupils who already possess an adequate technique the following fingering is to be preferred:



TRIO

The musical score for the Trio consists of five systems of piano and bass staves. The first system begins with a piano (*p*) dynamic and features a series of chords and melodic lines with fingering numbers (4, 2, 5, 1, 4, 2, 5, 3, 4, 2). The second system includes a forte (*f e*) dynamic and a triplet in the bass. The third system is marked *energico* and *f*. The fourth system is marked *dim.* and *p*. The fifth system concludes with a *pp* dynamic and a *f* dynamic. The piece ends with a double bar line and repeat dots.

D.C. Minuetto senza replica

e) Le note del primo accordo che possono legarsi perfettamente al secondo sono fa_{do} ; quindi, l'esecuzione è la seguente:

e) Les notes du premier accord qui peuvent se lier parfaitement au second sont fa_{do} ; par conséquent l'exécution sera la suivante

f) Per meglio legare si tenga appoggiato il pollice.
f) Pour mieux lier tenir le pouce appuyé.

e) Las notas del primer acorde que pueden ligarse perfectamente al segundo son fa_{do} . Por tanto la ejecución es la siguiente:

e) The notes of the first chord which can be tied perfectly with those of the second are f_{c} ; therefore the execution is the following:

f) Para ligar mejor manténgase apoyado el pulgar.
f) To tie better, hold down the thumb.