

CELLO
Volume Two

THE INTERMEDIATE STRING CLASS

By

Samuel Gardner & Herbert S. Gardner

THE INTERMEDIATE STRING CLASS: Teachers Manual and Full Score

Copyright 1997 by Herbert S. Gardner
All rights reserved

CHAPTER 9 - STARTING POSITIONS
 III-IV - G STRING - C AND G MAJOR (EXTENSION TO III- NO. 16)

C MAJOR REVIEW
 WITH HARMONIC SUPPORT

① 

G MAJOR ENSEMBLE
 SUPPORT-I

② 

TRIPLET ABBREVIATION

③ 

④ 



"LOVELY EVENING" EXCERPT

⑤ 

FIRST POSITION

⑥ 

I-II-A STRING - C MAJOR

HALF-STEP SHIFT, SCALE STEPS 7708, "TI-DO"

SECOND POSITION

⑦ 

⑧ 

DOWN SHIFT "DO-TI"

⑨ 

C MAJOR SCALE AND ARPEGGIO DESIGNS WITH POSITIONS

⑭

⑭

CANONIC ARPEGGIO

⑮

⑮

LOVELY EVENING
EXTENSION TO III SLOWLY - IN 3 TWO - PART CONCERT ROUND IN C MAJOR

⑯

⑯

NEW SHIFT

7

13

19

23

27

31

35 RIT - - - - - FADE

SIXTEENTH NOTES - FOUR EQUALS ONE QUARTER



⑩ 

⑪ 



LISTEN TO THE MOCKING BIRD

⑫ 





⑬ 

TWO SIXTEENTHS TIED EQUALS ONE EIGHTH

PREPARING FOR BACH

⑬ 

⑭ 

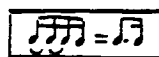
BACH ARIOSO

⑮ 

⑮ 

LAST MISSING EIGHTH (PICK-UP) AT THE BEGINNING

DOTTED - EIGHTH AND SIXTEENTH



PREPARATORY RHYTHM DRILLS FOR "COUNTRY GARDENS"

REVIEWING F MAJOR FROM TIE TO DOT

F MAJOR PLAY 16THS IN TIME OF ONE QUARTER TIE THREE 16THS INTO THE DOTTED EIGHTH

16 SLURRING THE NEW STEP

17

"COUNTRY GARDENS"

UNISON AND ENSEMBLE SLOWLY AT FIRST, THEN LIVELY

18

19

ABBREVIATED SIXTEENTHS (....)

Bb MAJOR

19

20

DARLING CLEMENTINE

21

TWO-OCTAVE DRILLS IN A MAJOR

LOWER EXTENSION AND POSITIONS

⑩ TEST A G# F# E

⑪

ARKANSAS TRAVELER

UNISON AND ENSEMBLE

⑫

5

9

⑬

G MAJOR REVIEW WITH POSITIONS

DRILLING THE DOTTED QUARTER - EIGHTH IN $\frac{3}{4}$ (♩. ♪ ♪)

DRILL ON ONE NOTE FIRST

⑬ TEST

PREPARATORY ENSEMBLE FOR "FIRST NOËL"

⑭

FIRST NOËL IN G AND D MAJOR

UNISON AND ENSEMBLE
G MAJOR

⑮

CHAPTER 12 - Eb MAJOR
 POSITIONS I TO IV - (II on D STRING, EX. 5)

Eb F G Ab Bb C D Eb

DEB 2 x4 0 1 x2 x4

PLAY TWICE

REPEAT THREE TIMES

① Eb MAJOR - SECOND OCTAVE WITH POSITIONS

DEVELOP BOTH FINGERINGS

⑤

⑥

Eb SCALE ENSEMBLE WITH LOWER TONES

⑦

CHROMATIC ENSEMBLE WITH POSITIONS

ARCO

⑧

Ab Aq

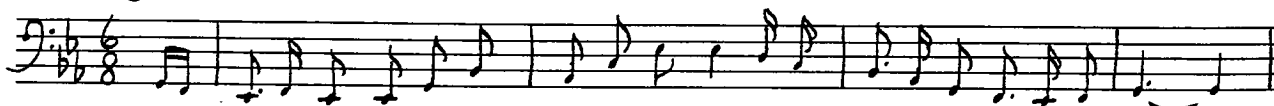
PLAY TWICE

⊗ USE BOTH POSITIONS WHEN SHOWN


THE DOTTED EIGHTH AND SIXTEENTH -  IN $\frac{6}{8}$ TIME

RHYTHMIC PREPARATION FOR "BELIEVE ME"

FOR ⑨




DIVIDING ONE  INTO TWO 

⑨ 

TIEING FIRST AND SECOND EIGHTHS FOR THE DOTTED EIGHTH AND SIXTEENTH

DOT TAKES PLACE OF TIED NOTE

⑩ 

PREPARING FOR THE "PICK-UP" - UP BEAT ON THE 6TH COUNT

⑪ 

BELIEVE ME, IF ALL THOSE ENDEARING YOUNG CHARMS ⑬

UNISON AND ENSEMBLE

SLOWLY IN 6

⑫ 



⑬ 



⑭ LOWER NOTES, SECOND TIME

FROM 6/8 INTO 9/8 TIME

PREPARATORY DRILLS FOR "BEAUTIFUL DREAMER"

THE TUNE

Musical notation for the main tune in 6/8 time, starting with a bass clef and a key signature of two flats.

THE DRILLS - IN 6 THEN IN 2

Drill 13: Musical notation in 6/8 time with fingerings and counts. Includes notes Eb and E4. Ends with 'PLAY TWICE'.

Drill 14: Musical notation showing a transition from 6/8 to 9/8 time. Includes fingerings and notes Eb and E4. Ends with 'PLAY TWICE'.

THEME - UNISON (IN 3): Musical notation for the first part of the theme in 3/8 time.

BEAUTIFUL DREAMER - UNISON AND ENSEMBLE

Drill 15: Musical notation for the second part of the theme in 3/8 time, labeled 'DESCANT - SECOND TIME'.

Musical notation for the ensemble part of the theme, featuring multiple staves with various fingerings and accents.

Drill 16: Musical notation for the ensemble part, including a 'RIT. - - BROADER' section with a fermata and a 'V' marking.

* USE BOTH FINGERINGS

(16)

1 3 4 1 3 4 2 4 4 3 1 2 1 3 4 4 3 1 4 4 2 1

TWO-OCTAVE SCALE IN E^b WITH POSITIONS
EXTENDING SCALE UP

(17)

FIRST OCTAVE SECOND OCTAVE

1 II 3 4 I II 3 IV Eb F G x2 x4

(18)

SLOWLY IN 9

IV III I

(19)

BARCAROLLE FROM TALES OF HOFFMANN

II 5 PIZZ

(20)

WALTZING DOLL

5 13 4

⑧

E F# G#
7 x2 x4

THE DOUBLE SHARP ## - WRITTEN X
TO ## OR X ← SOUNDS LIKE G

FINGER STAYS DOWN FOR SHIFT
F# FX

⑨

A A# 2 4 1
6 A# 1 2 4 1 x2 x4

HALF STEP HALF STEP FX
2 1 2 4 1 1 4

⑩

SLOWLY IN 6

6

⑪

COUNT 1 2 3 4 - 1 2 3 4 - 1 2 3 4 -

⑫

LONDONDERRY AIR

⑬

17

11

* 3 1 2 5 4

* LOWER NOTES AD LIB. PLAY ALSO AS DIVISI

DRILL FOR CARNIVAL
IN 6, THEN IN 2

⑩

COUNT 1 2 3 4 5 6

CARNIVAL OF VENICE
allegretto in 2 UNISON AND ENSEMBLE

⑪

A

B

⑫

⑬

pizz

ARCO

MAJOR AND PARALLEL MINOR KEYS OF G-C-E-F WITH SIGNATURES
 NATURAL, HARMONIC, AND MELODIC MINOR FORMS
 POSITIONS I-II-III (II ON G STRING, EX. 15)

G MAJOR WITHOUT SIGNATURE G MAJOR AND MINOR G MAJOR SIGNATURE

0 1 3 4 0 1 3 4 F#

G MINOR - NATURAL OR PARALLEL MINOR FORM G MINOR SIGNATURE (F# CANCELLED)

Bb Eb F# 1 2

2 1 2

LOWERED 3RD STEP LOW 6-7

G MINOR - HARMONIC FORM MELODIC MINOR FORM

F# Eb F# F# Eb

3 1 3 2 1

RAISED 7TH RAISED LOW

Eb to F# 6-7 7-6

1 1/2 STEPS

UNISON GO DOWN, MOSES

MODERATO G MINOR - HARMONIC FORM

4 p

5

9

13 mf

f

E MAJOR AND MINOR

E MAJOR
(IN 6)

E MAJOR SLOWLY SIGNATURE (IN 3)

PLAY IN SAME STYLE AS

E MINOR - NATURAL FORM

E MINOR SIGNATURE (C# - G# - D# CANCELLED)

PRECEEDING SPEED

E MINOR - HARMONIC

MELODIC MINOR

ARIA FROM "PEARL FISHERS"

ANDANTE (IN 2) UNISON

E MINOR - NATURAL FORM

BIZET

COUNT 1-2-3 4-5-6

p

lit. - - - v [19] *a tempo*

a tempo

p

F MAJOR SIGNATURE F MAJOR AND MINOR

⑬

F MINOR NATURAL FORM

LOW 3RD

LOW 6-7

F MINOR SIGNATURE HARMONIC MINOR

⑭

MELODIC MINOR

RAISED 3

RAISED 4TH

RAISED 6-7

LOW 7-6

RHYTHM DRILL FOR "DARK EYES"

SLOWLY, THEN FASTER

⑮

NEW SHIFT

COUNT 1 2 3

"DARK EYES" - F MINOR

(OTCHI TCHORN IJA)

IN A FREE STYLE - START SLOWLY, THEN INCREASE SPEED

RUSSIAN FOLK SONG

⑯

2nd TIME FAST AND WILD IN 1

BROADEN

INTENSO

CHAPTER 15 - Ab MAJOR
WITH MODULATIONS TO Bb MAJOR AND E MINOR

FROM COMMON TIME - $\frac{4}{4}$ - TO ALLA BREVE - $\frac{2}{2}$

POSITIONS I-II

IN FAST 4 G Ab Ab Bb C Db Eb F

①

ALLA BREVE - CUT TIME
(ITALIAN)

THE SIGN $\frac{C}{IN 4}$ IS NOW CUT IN HALF $\frac{C}{IN 2}$ CUT TIME
COMMON TIME ALLA BREVE

TWO $\frac{1}{2}$ NOW USED FOR ONE COUNT $\frac{1}{2} = 2$

Ab MAJOR (IN 2) - SAME SPEED FOR THE QUARTERS AS IN C OR $\frac{4}{4}$ - HALF NOTES ONE COUNT

②

BROKEN CHORDS

③

BROKEN THIRDS

④

DRILL IN SYNCOPATION FOR "GOOD NIGHT, LADIES"

FIRST IN 4-THEN IN 2

⑩

COUNT 1 2 3 4 1 2 3 4
1 - 2 - 1 - 2 -

GOOD NIGHT, LADIES

UNISON - A♭ MAJOR

UNISON IN A♭ MAJOR AND ENSEMBLE IN B♭ MAJOR

MODULATION TO B♭ MAJOR 1/2 (IN 4)

⑪

⑨ ENSEMBLE - B♭ MAJOR (IN 2 AGAIN)

⑬

1/2 (IN 4)

LEADING TO MOZART - B♭ MAJOR TO E MINOR

B♭ MAJOR, WITHOUT SIGNATURE

⑫

E MINOR

DRILLS FOR "MOZART" E MINOR - HARMONIC

⑬

COUNT 1 2

⑭

* BOW REMAINS ON THE STRING DURING THIS REST

MOZART THEME

ADAPTED AND TRANSPOSED FROM THE G MINOR SYMPHONY

UNISON AND ENSEMBLE
E MINOR - MELODIC AND HARMONIC FORMS

THEME

(15) HARMONY

5

9

13

17

22

26