

1  
Nell'Amor Coniugale

Farte Landz

Di Floreska

Introduzione

Del

Sig.<sup>to</sup> Giovan Simone Mayer

*Flora*  $\frac{2}{4}$   $\frac{28}{4}$  *Gira gira moli' nello, non ti*

*Petey*  $\frac{2}{4}$   $\frac{28}{4}$


*Allegretto*  $\frac{2}{4}$   $\frac{28}{4}$

*Stare attor ti girar* *gira, gira non ti* *Stare attor ti*

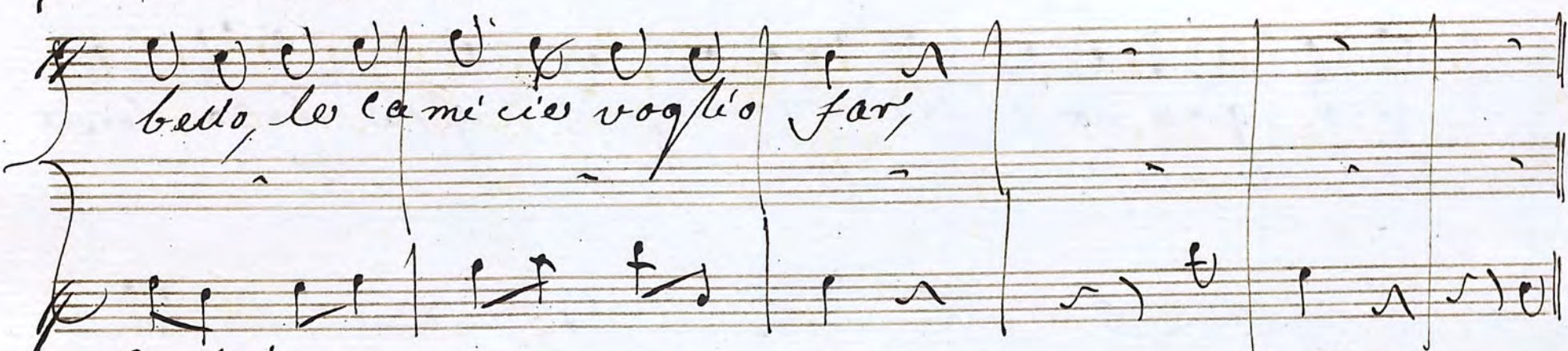
*gira, questo lino fino, fino, con piacere Ho a' filar, per mal*




vino, pel mio bello le camicie voglio far, per mio



bello, le camicie voglio far,



*Recitat.*  
E il mio ben non viene ancora, non si vede, che farà



*Recitat.*



*Gira! gira! moli' netto, non ti stare attor ti' gliar'*

*gira!, gira!, non ti stara' tor ti' gliar', gira! leyto, forse*

*presto, i'o m'auvo' la maritar', presto a torno, per quel giorno, voglio*



tutto preparar, per quel giorno, voglio tutto preparar.

Recitar.

han picchiato. m'ho ingan.

Recitar.

ra to, e non torna quanto e' la, l'a mica

*All<sup>to</sup>*

sarai, oh! Padre mio,  
 ah! ah! ah! ah!

Detailed description: This system contains three staves. The top staff is a vocal line with lyrics 'sarai, oh! Padre mio,'. The middle staff is a vocal line with lyrics 'ah! ah! ah! ah!'. The bottom staff is a piano accompaniment line. The music is written in a common time signature (C) and a key signature of one flat (B-flat). The tempo marking 'All<sup>to</sup>' is written above the system.

vieni qua' vien qua' vien qua' vien qua' figliuola,  
 mi fa'

Detailed description: This system contains three staves. The top staff is a vocal line with lyrics 'vieni qua' vien qua' vien qua' vien qua' figliuola,'. The middle staff is a vocal line with lyrics 'mi fa''. The bottom staff is a piano accompaniment line. The music continues in the same common time signature and key signature as the first system.

rider quel rosore,  
 l'un o negto e' segno a

Detailed description: This system contains three staves. The top staff is a vocal line with lyrics 'rider quel rosore,'. The middle staff is a vocal line with lyrics 'l'un o negto e' segno a'. The bottom staff is a piano accompaniment line. The music continues in the same common time signature and key signature as the previous systems.

more, non ti devi vergognar, non ti devi vergognar,

Sono stato anch'io ragazzo, mi fe' a mor girarla

resta, ma... altro questo non mi resta che di

Bevere e mangiar, s'yo- sendo qualche volta, q'infelici solle.

var, s'yo sendo, qualche volta q'infelici solle var, q'infel-

che buon coro' Padre avete,  
li'ci solle var,



Handwritten musical score for the first system. The vocal line consists of several measures of music with lyrics: *io non vo' melanconia, que' sa que' que' sa que' e' la vita*. The piano accompaniment is written on a single staff below the vocal line.

Handwritten musical score for the second system. The vocal line continues with lyrics: *mia benedetto... benedetto... ah' Padre*. The piano accompaniment continues on the staff below.

Handwritten musical score for the third system. The vocal line includes lyrics: *primo, egli e' qua, ah' venite, egli*. The piano accompaniment continues on the staff below.

*Soffro a pappetar, equi soffro a pappetar,*

*viene qua, vien qua malvino, viene caro a'ri po,*

*sar, poverino,*

*poverino, Sarai stanca a' fati*

Sarai Stanco a fabricar, vieni, vieni a riposar, vieni  
 car,

viene a riposar,

Segue

Keliska  
 Floreska  
 Petras  
 And. maestoso

Sono qua  
 mio cara addio,

Handwritten musical score for the first system. The top staff is a vocal line with lyrics: *vi' salute, vi' salute padron mio, ecco quanto m'orli.* The bottom staff is a basso continuo line with figured bass notation: *o o o*. The music is written in a single system with a brace on the left.

Handwritten musical score for the second system. The top staff is a vocal line with lyrics: *najte, lo po se se rij con trar, questi ajuti botte.* The bottom staff is a basso continuo line with figured bass notation: *o o o* followed by a complex rhythmic pattern. The music is written in a single system with a brace on the left.

gai tutto vendono un fejoro. tutto vendono un fejoro, un fe-

Soro, un fejoro. ma!... i'o, i'o son ferbo piu di

loro, ne mi lajcio infino e chiar, no, non mi lajcio, non mi

lajcio infino e chiar, non mi lajcio infino e chiar, non mi lajcio infino e

*chiar.*

*bene, benefai bravo, bravo, benefai.*

Detailed description: This system contains two staves. The top staff is a vocal line with lyrics written below it. The lyrics are "bene, benefai bravo, bravo, benefai." The bottom staff is a piano accompaniment line with notes and rests. The music is written in a cursive, handwritten style.

*quanta pena tu mi fai, quanta pena tu mi fai*

*sai*

*piu famoso spendi*

Detailed description: This system contains two staves. The top staff is a vocal line with lyrics written below it. The lyrics are "quanta pena tu mi fai, quanta pena tu mi fai" and "sai" on the next line. The bottom staff is a piano accompaniment line with notes and rests. The music is written in a cursive, handwritten style.

faccio tutto di buon  
 core e difficile a trovar, e difficile a trovar,

core, quanto meglio posso far, faccio tutto, tutto



*fatto di buon*  
*cuore, quanto meglio, quanto meglio posso*

The first system of the handwritten musical score consists of two staves. The upper staff is a vocal line with lyrics written in cursive: "fatto di buon cuore, quanto meglio, quanto meglio posso". The lower staff is a piano accompaniment line with rhythmic notation. The music is written in a single system with a brace on the left side.

*far, quanto meglio posso far, quanto meglio posso far,*

The second system of the handwritten musical score continues the composition. It features a vocal line with the lyrics "far, quanto meglio posso far, quanto meglio posso far,". The piano accompaniment line continues with rhythmic notation. The system concludes with a double bar line and a repeat sign. The music is written in a single system with a brace on the left side.

Cantabile

Caro oggetto, d'un affetto, il più tenero ro e' cos-

Cantabile

San- te, si ri' cerca, in van l'amante, si sos-

*pira, ardente il Cor, si ricerca, si sospira ardente il*

*Cor, una moglie, in queste spoglie, verso piano si so*

lor, versal pian - to di do - lor - ver - sa

The first system of the handwritten musical score consists of two staves. The upper staff is a vocal line with lyrics written below it: "lor, versal pian - to di do - lor - ver - sa". The lower staff is a piano accompaniment line. The music is written in a cursive, handwritten style. The vocal line begins with a treble clef and a key signature of two flats (B-flat and E-flat). The lyrics are written in a cursive hand, with some words like "pian" and "to" indicating dynamics and pitch. The piano accompaniment line features a series of notes, including some beamed eighth notes, suggesting a rhythmic accompaniment.

pian to di do lor.

ecco lai... che cosa fai

cosa è

The second system of the handwritten musical score also consists of two staves. The upper staff is a vocal line with lyrics: "pian to di do lor." followed by "ecco lai... che cosa fai" and "cosa è". The lower staff is a piano accompaniment line. The music continues in the same handwritten style as the first system. The lyrics are written in a cursive hand, with "pian" indicating a dynamic marking. The piano accompaniment line features a series of notes, including some beamed eighth notes, suggesting a rhythmic accompaniment.

*si... si... alle*  
*mae, cose d'ol melan conia, allegria alle gria*  
*allegria, allegria*

*gria, fu cybrationes, finger con viene,*  
*il papa che ti vuol*

buone nuove, allegra mente,  
bene, buone nuove s'hai da far,  
tu non

ah ma questa e' cosa del ta'  
sai  
non gli dir niente,  
oh si

Di'felo papa, di'felo, tutto quando gli di'

ro, quando allegro lo vedro, quando allegro lo vedro,

And.

Handwritten musical score for the first system, featuring four staves. The top two staves are vocal lines, and the bottom two are piano accompaniment. The tempo is marked "And." at the beginning and "Allegro" in the lower left. The lyrics are: "jo Sono allegro, i'ò Son con- / così mi piace". There are repeat signs with first and second endings indicated by "1." and "2." above the staves.

Handwritten musical score for the second system, featuring four staves. The top two staves are vocal lines, and the bottom two are piano accompaniment. The tempo is marked "Andante" at the beginning. The lyrics are: "ecco il Sorrijo, torna il mio vijo, torna il mio / così va bene".



*vijo a lani' mar,* *Spe-*

*Gando alle pene tu levi' dar,*

The first system consists of three staves. The top staff is a vocal line with lyrics "vijo a lani' mar," and a "Spe-" marking at the end. The middle staff continues the vocal line with lyrics "Gando alle pene tu levi' dar,". The bottom staff is a piano accompaniment line. The music is written in a cursive, handwritten style.

*ran-za a mica!* *par che mi-*

*noi si' godremo,*

The second system also consists of three staves. The top staff is a vocal line with lyrics "ran-za a mica!" and "par che mi-". The middle staff continues the vocal line with lyrics "noi si' godremo,". The bottom staff is a piano accompaniment line. The music is written in a cursive, handwritten style.

*Tea,* *Sei già vi' ce' no. Sei già vi'*  
*quabile - remo,*

The first system consists of three staves. The top staff is a vocal line with lyrics. The middle staff is a piano accompaniment with a melodic line. The bottom staff is a piano accompaniment with a bass line. The music is written in a cursive, handwritten style.

*ci' no, a* *re-ppirar' a re-ppirar'*  
*Sei già vi' ce' no a' reppirar'*

The second system also consists of three staves. The top staff is a vocal line with lyrics. The middle staff is a piano accompaniment with a melodic line. The bottom staff is a piano accompaniment with a bass line. The music continues from the first system.

Handwritten musical score for the first system. The top staff is a vocal line with lyrics "jo son al" written below it. The bottom staff is a piano accompaniment. The music is written in a single system with a brace on the left.

Handwritten musical score for the second system. The top staff is a vocal line with lyrics "legro, io son contento, il mio ley. cosi mi piace, cosi va bene" written below it. The bottom staff is a piano accompaniment. The music is written in a single system with a brace on the left.

- fino, possa canciar, il mio desti-

il suo destino e per canciar,

The first system of a handwritten musical score. It consists of two staves. The upper staff is a vocal line with lyrics: "- fino, possa canciar, il mio desti-". The lower staff is a piano accompaniment line with lyrics: "il suo destino e per canciar,". The music is written in a cursive, handwritten style.

- fino, o' Cie-loj Speranza d'ami - ca par che mi -

noi si godremo,

The second system of a handwritten musical score. It consists of two staves. The upper staff is a vocal line with lyrics: "- fino, o' Cie-loj Speranza d'ami - ca par che mi -". The lower staff is a piano accompaniment line with lyrics: "noi si godremo,". The music is written in a cursive, handwritten style.

Handwritten musical score for the first system. It consists of four staves. The top two staves are vocal lines with lyrics: *si - ca, Sei già vi ci no, a reppi* and *quibbile remo, Sei già vi ci no, a reppi*. The bottom two staves are piano accompaniment. The music is written in a cursive, handwritten style.

Handwritten musical score for the second system. It consists of four staves. The top two staves are vocal lines with lyrics: *- rar* and *rar, noi si ga remo quibbile remo, Sei già vi*. The bottom two staves are piano accompaniment. The music continues in the same handwritten style as the first system.

I  
 re-zi- var, il mio de-sti- no, il mio de- sti- no,  
 ci- no, a re-ssi- ra- re, il tuo de- sti- no,  
 a  
 a

I  
 pos- so can- giar, il mio de- sti- no, il mio de- sti- no,  
 e' per can- giar, il tuo de- sti- no,  
 a  
 a

possa canciar, si possal canciar, si possal can  
 e per canciar, e per canciar, e per can  
 e per canciar, - e per can

qiar,  
 qiar,

This image shows a page of ten blank musical staves. Each staff is composed of five horizontal lines. The paper is off-white and shows signs of age, including some light staining and faint, illegible ghosting of text from the reverse side of the page. The staves are arranged vertically, with a small, dark scribble or mark at the beginning of the bottom-most staff.