




duna mesa. bela.  
Parte duna mesa. e pinbela.  
el. Parre duna mesa.  
me. Parte duna mesa, bela e bella. alomo amo  
staedero. Parte duna mesa. belissima.  
Dei. de brumel. d la mesa d ut. re. mi. fa. sol. la. bel<sup>ma</sup>  
rens roxa. aut uirginitatis liliu. moteto beletissimo.  
tri ternitas. descoda il cotrabaso. moteto pin belissimo.  
si spiaqua lascoltar. moteto bello.  
uero. Canto belissimo mai e fra sona astra forza.  
il princep. canto agieroso et bello.  
regres. canto.  
cubhiens plaene. cato nel to del. p. recercax.  
Obluier. canto. nel ton al p. recercax.  
Nonqua fuit pena maior. cato uechio ch da si no e bello.  
Sit nome dni beneditu. cioe, o dulcis amicha mea.  
Basadanza senza fuge bella.  
pagna tuta d fuge  
na p et mai impari.  
bello.  
i pulera e samica, mea. belissima motero aieroso et forte

1. **R**ecercax primo ch insaraj bello. bello
3. **R**. Segundo bello. bello
8. **R**. terzo bello.
11. **R**. quarto descorda nel to. d. 5. tenit) bello.
15. **R**. quinto nel to al g. 6. belissimo. iac
18. **R**. pesto bello, a zinadul contarinj solo.
36. **R**. septimo, aue aluise di garzoni.
40. **R**. ottavo, lalciez, et u spiciax, laue.
41. **R**. nono nel to d nuqua fui p. m. bello.
42. **R**. decimo. bello.
44. **R**. undecimo. ala spagnola facile bello.
63. **R**. xij. ch sona ma uicer do. ch nin la ne orage
13. **P**adoana francese. a. 4. bella, e forte.
42. **P**adoana ala francese bella e aierosa.
23. **P**adoana bellissima, descorda come. 5. tirnias
15. **T**i . . . baletto da balax bello.
9. **O**, mia ciecha edura forte. che fonal g so coa.
14. **V**oi che pasati qui. nel ton al re. terzo.
19. **S**tuaasi amoz dormendo soto un fagio.
1. **L**a uilanela.
66. **R**. xiiij. ch sono mi solo hello.





THE NEWBERRY  
LIBRARY

Composizione di m<sup>se</sup> Vincenzo capizola gentil homo bresano.

Considerando io Vidal che molte diuine operete p ignorantia deli possessori si sono perdute, et desiderando ch questo libro quasi diuino p me scritto, perpetualmente si conseruasse, ho uolesto di cosi nobil pictura ornarlo, acio che uenendo ale mano di alchuno che manchasse di tal cognitione, per la bellezza di la pictura lo conseruasse, Et certamente le cose che in esso libro notate sono, contengono in se tanta armonia, quanta la musical arte exprimer puole, Come apertamente conosera colui, che diligetemente quello transouera, et tanto piu e da esser conseruato quato che molte de le cose che in esso si trouano, non sono sta dal auctor ad altrui che ame concesse, ma non ti marauelox si nel principio, et piu oltra scorendo trouarai qualche choseta facile, o di poco momento, p che io nel principio del mio imparar tal chosse li richiedea, et bone essendo quui le posse. ~

*questa soto scritta regola potrai intrèder il nota d' d'iro lib. eli boni modi d' pōtā d' la mā, e g'lo q'ua tu a*

**L** modo da pōtāx la mā sul manego d' lauto. come soni porta idedi basi sul manego, e nō leuar ledeg alte dale corde, p' ch' importa asai. et f' ch' sto costume il p'cedi al p'icipio, casu nō te seria difficile poi remeter. ~

**S**o bote in suxo una d'rio l'altra. come le trouerai il forzo da una con un deo, l'altra cō l'altro, et elaltre fale secondo le troui notade, ch' quasi una ua in zo, el'altra insu, tute quāte. et il deo grosso de la mā destra fa ch' stia sotto al secondo, et g'ito azio nō se scontrì uno deo cō l'altro, nel b'atez de lebo te una in su l'altra in zo. et c. ~ et manco ch' adoperi el deo grosso, e piu bel aluedex sul manego.

**L**e Consonantie tu trouerai a tre ouer a quatro, auertisi ch' quella d' mezo se senta, ch' molto la tua orecchia te ingana te par sonar q' bote, et nō se sente nisi 3. et cusi 3 ch' soni nō se sente poi do et c. ~

**L**e Consonantie difficile ch' trouerai, masime alcune ch' te parera nō le poter fare, ma cui, ano il modo d' il portar d' la man, e comodarsela sul manego sono facile, a seigneroti il modo, pono p' caso tu troui una consonantia ch' stia ferma sul terzo tasto, et ch' uadi poi trauagliando p' li altri tasti e poi torri ag' illo medemo tasto, uerbi grā. el bordon ua pie' ela sotana al terzo tasto, ela mezana al quinto, et tra ualgiera poi sul terzo e poi sul quarto et quinto, et te parera fastidioxo far g'lle bote, fa in g'ita forma, pia col primo deo a trauerso tute le corde sul terzo tasto e tieni fermo, et poi con le altre tre dite ua lauorando doue lacade ut supra, Et cusi como dico de sto exemplo sul terzo tasto cusi farai p' tutto il manego e si nō festi cusi nō foresti nula et c. ~. Similiter al gouerno de le dez sul manego, fa che ledez d' mezo, sia sempre in liberta et ch' sia pronte ale bote de sopra, et fa ch' uno deo d'agi sempre luopo al'altro, et con il deo picollo op'alo spesifine uolte doue la cade, et nō manco operaz' il picollo qual li altri, ra seigneria asai rason, ma molto seria difficile comprende r'le, fa ch' p' deseriue) comprendi molte cose, e la galataria, d' pōtā d' la mā, ch' nō si pol deseriuer.



**L**e. fuge ch trovi notade, qual uano preste diremo crocete ch son queste. **F**. senpre tu trouerai una man d  
questa ch ua pin tenuta, pono p caso questa. **F**. auertisi tie questa il suo douex, eno la caxax come  
la croceta. p ch no la tenendo il suo douex ti inbrati ogni cosa, et fa asai nel metex suxo et c.

**N**ota. il pin bel secreto et arte ch e, nel metex suxo una cosa, et sonax, abi questo p una maxima de  
aristotille, et tali gra fondameto: auertisi nel sonax sempre tenir ferme le bote col deo, ouez dei  
sul manego fina ch trovi altre bote ch te sia forza lasaxlle, cusi sempre farai de ma, in man p  
ch importa asai, et uai no l'intende, come desoto, forza sera, ne parli, et c. ~

**R**egneroti. d alcuni. 3. et. 7. et c. come acade li quali trouerai notadi de ponti rosi uidelicet. 3. et 7. altro  
non significa solu ti dinota essex tremoli, et p essex cosa ch no si pol notar dingioistro come le altre  
figure si nota cusi de ponti, come cosa tremolizante ch no si tie fermo il deo, uerbi gra ti assegno tu dai  
una bota sul canto al 2<sup>o</sup> tasto tien ferma quella bota, et con uno altro deo tu tremoliza dal terzo  
tasto, e p notar quello effecto el fai di ponti, come nota morta, e tremolizate, e p gli ponti tu uerbi a  
qual tasto di tremoliza, e niuno no nota p ch se pol fare sera, et chi sono sonax ifano da sua  
posta doue li piace, et oli notadi p dimostrarti doue li frano bene afarli. et in alcuni Inogi, ano  
gra, gra, afarli diu tremoli. Et quando ti acadera tremolizar sun tasto sollo, el te son forza a  
notar glla nota, ach modo dimostrerai glla andar tremoliza ti lasego, et pono p caso tu fai  
una bota sula mezana al p tasto, forza ti son notare cusi come sta, notar d ponti no ce, ord  
ine, ma come uestrai. i. sti do ponti sopra la figura de roso tremoliza quella co quel deo solo,  
e altro no te significa gli dui poti d sopra rosi ch tremoliza quella et c. p ch nel notar mai si no  
ta poti d sop alle figure solu d foto et c. et sic d singulis de diu tremoli. et c. ~

3

**P**rererea. tu trouerai alcuni trateti rossi come uegoline in q̄sta forma. **1.** sopra le note, altro non significa solū tenir salda col deo quella corda, **2<sup>o</sup>** quella bota, Verbi gratia tu trovi una consonantia, a, quatro quella d̄ quelle **7<sup>o</sup>**. ch̄ amo le uergole quelle se tien: **E** nota ch̄ de foto le righe tu trouerai alcuni segni in questa forma. **v.** quali nō ti dinota altro eceto ch̄ li tu comenzi a tenir, et p̄ ch̄ q̄sto segno dimostra ch̄ le bote, che li, e sopra, comenzano andar tenute, et essendo consonantie a tre **o**, a quatro, le sopra dite uergoline insegnano quale poi d̄ quelle uano tenute, o una, o due, tu uedi p̄ le uergoline, et quando troui drieto la prima uergolina, una altra uergolina, lasa la prima ch̄ lasax te conuen, et tien la sequete, cusi di man in mano ua sequendo fin ch̄ troui questo altro segno. **7.** il qual nō ti dinota altro ch̄ lasax quel pōto ch̄ tenimi fermo, et questo tenir fermo in porta assai nel sonar, uerbi gr̄a tu tien una bota o consonantia con il deo d̄ mezo d̄ sopra, et cō il p̄. elultimo, tu ua sonado, e quel deo d̄ sop̄ d̄ mezo sta semp̄ fermo stondo fermo semp̄ canta, et si lo leuasti quella uoce se p̄de, e nō pol rem̄ compagnia alaltre, et fa pin musical il sonar, e pin bel ueder, quā uis ognuno nō l'intende quanto impōta questo, sic̄ ut sup̄ tie le bote ferme pin ch̄ poi fin ch̄ ti sono forzo lasarle et c̄.

**T**rouerai. ne la padoana descorda, la posta d̄ le mezane partie in do righe, e su una sora piena et l'altra uoda, nō ti para difficile ch̄ son cosa facile, Con la mā sinistra sul manego fact̄ col deo piccolo ouē quello apreso tu tiri zoso uno pocheto la corda **2<sup>o</sup>** una d̄ le mezane de foto **2<sup>o</sup>** lultima tal ch̄ la sia discosta da l'altra etien ferma, poi col p̄ deo, ua tocado su l'altro tasto piē e uoda l'altra corda, secondo troui notado questo efeto fai cō la mā zancha, e cō la destra sona su tutta la posta come il solito. e ḡllo non podsti cōprende falo p̄ deseritione. p̄ ch̄ nō si po scriuere. ~

¶ Decreto da ligar le corde sul lauto.

**S**api ch le corde sono fare d'budli d'castronj: Et el cao al buelo sempre, e pin grosse ch in fin: Et p' tutto tutte le ianete, sono pin grosse dan cao, ch d'alatro: Ma nota, ch ligando la corda sul scagnello dal cao grosso sempre tira la uose in drio quella corda: Et uolendola al contrario, &oe ligarla dal cao sotil tira la uose auanti, ch e p' il contrario: Ma se fuseno corde da monaco no patise qsto, p' ch le camina pin, et tira la uose auanti: Ma metendo il contrabaso, Et bordon con il cauo grosso liga sul scagnello sempre ut supra tira la uose in drio: Ma auertisi poi da metex el Tenor, le Mezone, et Sotane al contrario, &oe ligarle col cao sotil sul scagnello, p' ch tu sai ch le mezone ua basse cordae, et si le metesti ligade col cao grosso come el contrabaso et bordon, le tiraria la uoxe in drio, et no acordariano, ma bisogna ch le meti p' il contrario ligade col cao sotil ut supra, ch poi le te acordara, el contrabaso al 3.° tasto, co le mezone al p.° tasto. Ma sapi ch patise pin le corde sotil ch le grosse, et maxime le corda da gazer et altre, ch no fu gille da monaco ut sup. Et replico come le se die ligar sul lauto, El contrabaso, et bordon, liga dal cao grosso, El tenor, mezone, sotane, ua ligade dal cao sotil et . et questo son uno secreto d' m. vicenzo capirolla da sauez metex le corda sul lauto et .

¶ A. batex le corde, p' metexle sul lauto.

**N**el batex la corda da ueder si sono bona, et iusta p' metex sul lauto, batila co la ma destra, p' ch nich nel sonar tu bati dal scagnello cu la man destra. Et fin ch el cao longo, &oe el pin alta ianeta sia nela man manca, et la corda ch son iusta bura do filli segueti dan u cao alatro, et sapi, liga el cao pin iusto dal scagnello, Ancora sapi ch si la corda te bura se tre filli, o 9. segueti dan cao alatro, faria ancora assi bona corda, Ma aduertisi de acompagnar sempre la sua compagna d' quella istessa bora &oe s'la bura 3. filli metili apreso un'altra da 3. filli, et cusi sacorda che non par false. Et si p' sorre diro le mezone, o sotane no sacordase, et ch fuse iuste, munda la corda da cao



apie ch' forsi ricordara. p' la rason sopradita p' ogni uolte in le corde sotil no si puo cusi ueder qual sia el cao  
 piu grosso, o piu sotil d'aliqua sul scagnelo ch' p' q'ra rason anch' no ricordara. Et etia sapi a mudando la corda  
 da cao a pie ricordara p' l'altra causa ch' fara piu iusta la corda dau' cao ch' d'alaltro, ac etia sapi ch' nel  
 ligar ch' fai la corda si lafasti inuex il scagnelo u' deo d' corda falsa p' sorte, no acordaria, ch' te furia poi  
 tuta la corda falsa, cana uia la corda et rebatilla darecao, et ua prouado, et facedo experientia etc. Et  
 le mezane, et sotane, si p' caso una fusse piu grossa d'altra, meti sempre la grossa d' sopra. Et etiam  
 sapi ch' una corda falsa apreso d' una iusta mai ricordara, ma piu tosto do false ann, etc.

**de Ricordi p' li lauti**

**S**api ch' au' lauto bo, el suo scagnelin d' cao del manego u' fregolin piu alto d' suo douex pe' orara a fai uno  
 lauto e digo grandamente, et si p' sorte p' esex frua fesse bisogno a farne uno fath' sia d' quella altre in mede  
 ma ch' se fusse piu alto pe' oraria el lauto: p' tanto auerirsi ch' non si perdano etc. et nota u' miraculo ch' lo  
 uinj au' lauto ch' solena auer: il scagnelin era u' poco ino piu ad' douex ch' canto andana inciso, et pareua  
 il lauto muto il fisi andar insu al suo luoco respiro il lauto cosa d'auo credex sapi d' quata inportatia  
 e u' scagnelin a tal lauto etc. Ancora saluarmi le grossez' d'le corde ch' sono sul lauti ch' stano ben al  
 manco te tre cord' grosse ch' e il contrabass, bordon, et tenor ch' g'ste. 3. te insegnara amerez il resto  
 d'le corde: p' ch' secodo il lauti bisogna darli la grosseza d'le corde, ch' chi uol fornir grossi, et chi sotil, et la  
 grosseza sapi ch' fa parex a lauto bon, et cariuo. Et sapi ch' consiste a intastare el lauto. ch' el p' tasto fa ch' el  
 tocca quasi le corde, et cusi d' ma, in ma fina in cao, p' ch' come il tasto e piu propinguo ale corde, le corde adix cusi  
 arpiza, et par mixer el lauto. et p' causa di tasti qualcheuolta par ch' il lauto abia d'feto, e no sapi metex etc.

THE NEWBERRY  
LIBRARY

F. Lailancia





















Handwritten musical notation on a five-line staff. The notation consists of rhythmic values (0, 1, 2, 3) and dynamic markings (F, FF) written in red ink. Above the staff, there are red vertical lines indicating phrasing or breath marks. The notes are arranged in a sequence across the staff.

Handwritten musical notation on a five-line staff, continuing the piece. It features rhythmic values and dynamic markings (F, FF) in red ink. Red vertical lines are present above the staff. The notation includes various rhythmic patterns and rests.

Handwritten musical notation on a five-line staff. This section includes rhythmic values and dynamic markings (F, FF) in red ink. Red vertical lines are used for phrasing. The notation shows a continuation of the musical sequence.

Handwritten musical notation on a five-line staff, the final line on the page. It contains rhythmic values and dynamic markings (F, FF) in red ink. Red vertical lines are present above the staff. The notation concludes the piece with various rhythmic values.



Handwritten musical notation on a single staff. The notation includes notes, rests, and dynamic markings such as **F** and **FF**. The notes are written in black ink, while the dynamic markings are in red. The staff is divided into measures by vertical bar lines. The notes are mostly quarter and eighth notes, with some rests. The dynamic markings are placed above the notes. The notation is written on aged, yellowed paper.

Handwritten musical notation on a single staff. The notation includes notes, rests, and dynamic markings such as **F** and **FF**. The notes are written in black ink, while the dynamic markings are in red. The staff is divided into measures by vertical bar lines. The notes are mostly quarter and eighth notes, with some rests. The dynamic markings are placed above the notes. The notation is written on aged, yellowed paper.

Handwritten musical notation on a single staff. The notation includes notes, rests, and dynamic markings such as **F** and **FF**. The notes are written in black ink, while the dynamic markings are in red. The staff is divided into measures by vertical bar lines. The notes are mostly quarter and eighth notes, with some rests. The dynamic markings are placed above the notes. The notation is written on aged, yellowed paper.

Handwritten musical notation on a single staff. The notation includes notes, rests, and dynamic markings such as **F** and **FF**. The notes are written in black ink, while the dynamic markings are in red. The staff is divided into measures by vertical bar lines. The notes are mostly quarter and eighth notes, with some rests. The dynamic markings are placed above the notes. The notation is written on aged, yellowed paper.





Handwritten musical notation on a five-line staff. The notation consists of rhythmic values (0, 1, 2, 3, 4, 5) and vertical stems, some of which are red. The first measure has a red 'F' above it. The second measure has two red '7's above it. The notation is organized into measures by vertical bar lines.

Handwritten musical notation on a five-line staff. The notation consists of rhythmic values and vertical stems, some of which are red. The first measure has a red 'F' above it. The second measure has a red '2' above it. The notation is organized into measures by vertical bar lines.

Handwritten musical notation on a five-line staff. The notation consists of rhythmic values and vertical stems, some of which are red. The first measure has a red '3' above it. The second measure has a red 'F' above it. The notation is organized into measures by vertical bar lines.

Handwritten musical notation on a five-line staff. The notation consists of rhythmic values and vertical stems, some of which are red. The first measure has a red '3' above it. The second measure has a red '5' above it. The notation is organized into measures by vertical bar lines.







FFF F F F F F F F F

0 0 2 0 0 4 8 7 5 3 2 0 4 2 4 0 4 0 4 0 3 0 2 3 2 0 3 1 0 3

F F F F F F F F F F F F

2 4 3 2 3 0 1 0 2 3 2 0 2 3 0 3 0 3 2 0 3 5 3 0 2 0 0 1 0 3 0 2 3 0 2 3 2 0 3

F F F F F F F F F F F F

0 3 1 0 1 0 3 1 5 3 2 0 3 2 1 3 0 3 2 3 3 5 2 7 5 3 2 0 3 3 0 0

F F F F F F F F F F F F F F F

0 3 0 3 0 3 2 0 3 2 3 2 3 2 0 3 2 0 3 2 0 2 3 0 2 3 0 2 3 0 2 3

Handwritten musical notation on a five-line staff. The notation includes notes (circles with stems), rests, and various rhythmic markings such as '2', '3', and '0'. Above the staff, there are several letters in red and black ink, including 'F', 'B', and 'E', which likely indicate fingerings or specific notes. The notes are arranged in a sequence across the staff.

Handwritten musical notation on a five-line staff, continuing the piece. It features notes, rests, and rhythmic markings. Above the staff, there are letters in red and black ink, including 'F', 'FF', and 'F', indicating fingerings or dynamics. The notation is dense and fills most of the staff.

Handwritten musical notation on a five-line staff. The notation includes notes, rests, and rhythmic markings. Above the staff, there are letters in red and black ink, including 'F', 'FF', and 'F', indicating fingerings or dynamics. The notation is dense and fills most of the staff.

Handwritten musical notation on a five-line staff. The notation includes notes, rests, and rhythmic markings. Above the staff, there are letters in red and black ink, including 'F', 'F2', and 'F', indicating fingerings or dynamics. The notation is dense and fills most of the staff.





*Riderchar. ter No.*



Musical notation consisting of four staves with notes and fingerings. The notation includes various symbols such as 'F', 'f', and numbers (0-3) indicating fingerings. The notes are arranged in a sequence across the staves.



Handwritten musical notation on a five-line staff. The top line contains notes with stems and flags, some marked with 'F'. The bottom line contains a sequence of numbers: 3, 2, 2, 3, 0, 1, 3, 0, 3, 2, 0, 3, 1, 0, 3, 0, 2, 3, 0, 1, 3, 0, 2, 4, 5, 4, 2, 0, 3, 1, 0, 3, 2, 3.

Handwritten musical notation on a five-line staff. The top line contains notes with stems and flags, some marked with 'F'. The bottom line contains a sequence of numbers: 3, 0, 2, 0, 3, 1, 0, 3, 2, 3, 0, 2, 3, 5, 7, 8, 7, 8, 5, 7, 5, 3, 2, 0, 3, 1.

Handwritten musical notation on a five-line staff. The top line contains notes with stems and flags, some marked with 'F'. The bottom line contains a sequence of numbers: 2, 0, 2, 3, 0, 1, 3, 0, 0, 1, 3, 0, 2, 4, 5, 4, 5, 5, 4, 5, 3, 1, 0, 3, 1, 0, 3, 2, 3, 3, 2, 3.

Handwritten musical notation on a five-line staff. The top line contains notes with stems and flags, some marked with 'F'. The bottom line contains a sequence of numbers: 3, 1, 0, 2, 0, 3, 2, 0, 2, 3, 0, 2, 1, 3, 0, 3, 3, 2, 0, 1, 3, 3, 0, 2, 0, 3, 2, 3, 2.

Handwritten musical notation on a five-line staff. The notation consists of numbers (0, 1, 2, 3, 4) and symbols (exclamation marks, vertical bars) placed on the lines. Above the staff, there are red bracket-like symbols and the letters 'F', 'F', 'F', 'F', 'F', 'F', 'F', 'F', 'F', 'F', 'F', 'F'. The numbers are arranged in a sequence that suggests a rhythmic or melodic pattern.

Handwritten musical notation on a five-line staff. The notation consists of numbers (0, 1, 2, 3, 4) and symbols (exclamation marks, vertical bars) placed on the lines. Above the staff, there are red bracket-like symbols and the letters 'F', 'F', 'F', 'F', 'F', 'F', 'F', 'F', 'F', 'F', 'F', 'F'. The numbers are arranged in a sequence that suggests a rhythmic or melodic pattern.

Handwritten musical notation on a five-line staff. The notation consists of numbers (0, 1, 2, 3, 4) and symbols (exclamation marks, vertical bars) placed on the lines. Above the staff, there are red bracket-like symbols and the letters 'F', 'F', 'F', 'F', 'F', 'F', 'F', 'F', 'F', 'F', 'F', 'F'. The numbers are arranged in a sequence that suggests a rhythmic or melodic pattern.

Handwritten musical notation on a five-line staff. The notation consists of numbers (0, 1, 2, 3, 4, 5, 6, 7, 8) and symbols (exclamation marks, vertical bars) placed on the lines. Above the staff, there are red bracket-like symbols and the letters 'F', 'F', 'F', 'F', 'F', 'F', 'F', 'F', 'F', 'F', 'F', 'F'. The numbers are arranged in a sequence that suggests a rhythmic or melodic pattern.







Handwritten musical notation on a five-line staff. The notation includes various rhythmic values (0, 3, 2, 1) and dynamic markings (F, ff, f). The staff is divided into measures by vertical bar lines. The notes are written in black ink with some red markings above them.

Handwritten musical notation on a five-line staff. The notation includes various rhythmic values (0, 3, 5, 2, 0) and dynamic markings (F, ff). The staff is divided into measures by vertical bar lines. The notes are written in black ink with some red markings above them.

Handwritten musical notation on a five-line staff. The notation includes various rhythmic values (0, 3, 2, 1, 0, 7, 8, 7) and dynamic markings (F, ff). The staff is divided into measures by vertical bar lines. The notes are written in black ink with some red markings above them.

Handwritten musical notation on a five-line staff. The notation includes various rhythmic values (0, 3, 2, 3, 2, 0, 3, 1, 0, 3, 2, 0, 2, 0, 3) and dynamic markings (F, ff). The staff is divided into measures by vertical bar lines. The notes are written in black ink with some red markings above them.





Sit nomen domini benedictum in toto et in partibus eius.  
Coe. o. dulcis amica mea.



First line of musical notation with rhythmic values (e.g., 13, 1, 320, 23, 202020) and various colored 'F' symbols above the staff.

Second line of musical notation with rhythmic values (e.g., 0/3, 3, 32, 320, 31, 0, 3, 0, 3, 1, 0, 3, 0) and various colored 'F' symbols above the staff.

Third line of musical notation with rhythmic values (e.g., 3, 3, 02, 023, 30, 3, 023, 5, 54, 5, 320, 3, 5, 0) and various colored 'F' symbols above the staff.

Fourth line of musical notation with rhythmic values (e.g., 0, 20, 32, 3, 0, 2, 3, 3, 320, 32320, 02, 3, 023) and various colored 'F' symbols above the staff.









Padovana francese nel ton del 3. n. p. v.



First system of musical notation with a leopard illustration. The staff contains rhythmic notation with notes and rests, and a series of numbers below: 3 2 3 0 3 2 3 2 3 0 3 2 0 3 3 0 3 2 3 0 3. There are also some decorative symbols like '3!' and '3'.



Second system of musical notation with a leopard illustration. The staff contains rhythmic notation with notes and rests, and a series of numbers below: 3 2 0 0 3 2 3 7 5 3 3 3. There are also some decorative symbols like '3!' and '3'.



Third system of musical notation with a leopard illustration. The staff contains rhythmic notation with notes and rests, and a series of numbers below: 3 3 6 5 3 5 5 3 6 5 6 3 5 6 6 6 5 5 6 3 5 6 5 6 5 3 8.




Fourth system of musical notation with an illustration of two cherubs on a donkey. The staff contains rhythmic notation with notes and rests, and a series of numbers below: 5 3 2 3 0 3 5 6 3 5 6 5 3 5 5 3 3 2 3 0 2 0 2 0 2 3 3 1 3. There are also some decorative symbols like '3!' and '3'.





: Stauasi amor dormendo sotto a un fagio. ~ ~ ~









Handwritten musical notation on a five-line staff. The top line contains purple 'F' characters. The bottom line contains rhythmic notation: 2 3, 0 2 3, 2 3, 0 2 3, 3 2 0 3, 2 0 2 3, 3 2 5, 2 3 2.

Handwritten musical notation on a five-line staff. The top line contains red 'F' characters. The bottom line contains rhythmic notation: 4 2 4, 0, 4 4, 2 0, 2 2, 0 0, 4 0 2 0, 3 3, 3 3, 3 0, 0 2 3, 0 2.

Handwritten musical notation on a five-line staff. The top line contains red 'F' characters. The bottom line contains rhythmic notation: 2, 3, 2, 0, 3, 4, 4, 5. A red bracket groups the last three notes (4, 4, 5) with the text: *replica quanto si piace*. To the right of the staff is a detailed illustration of a dog sniffing red flowers.



*Derobians plene nel ton del p<sup>o</sup> 2<sup>o</sup>*

The musical notation consists of five systems, each with two staves. The top staff of each system contains rhythmic symbols (vertical lines with flags) and numbers (0-5). The bottom staff contains numbers (0-5) and some letters (u, w, v) with red dots below them. The notation is organized into measures by vertical bar lines.





FFF FFFF FFFF FFFF FFFF FFFF FFFF FFFF

2	2	4 2 0 4	0	2 4 0 2	0	2	2	2	3	0	4 2 0 4
3 2	0 3 2 0	3	0 2 3	3	2	0	3	1 3 0	3	3	3

FF FFFFFFFF FF FFFF FF FFFFFFFF FF FFFF FFFF

0	2	2 4	2	0 2 0 4	2 0 2 0	0	2	1 2 4	2	0 1 3
0 3 1 3 1 3 1 0	0	0	0 2	0 2	0 2 0 4	0	2	2	2	0 1 3

FFF FF FFFF FFFF FFFF FFFF FF FFFF FF FFFF

3	5	2 4 0 2	0	2	2 0 2	4 0 2	4	2 4	0 2
0 3 0 2	3	0 2 3	2	0	0	4	4	4	0

FFFFFFFF FFFFFFFF FF FFFF FFFF FFFF FFFF FF

4	2 0 4	2	2	2	0	0
0 2 3 2 0	3 5 3 2 0 4 0 2 4	0	3	0	0 2 0 2 3	2 4 5 7 5 3 2











FFFF FFFF F FFFFFF FFF FFFF FFF FFFF FFF FFF

FFF FFFF FFFF FFFF FFFF FFFF FFFF FFFF FFFF FFFF

FF FFFF FFFF FFFF FFFF FFFF FFFF FFFF FFFF FFFF

FF FFFF FFFF FFFF FFFF FFFF FFFF FFFF FFFF FFFF







Handwritten musical notation on a five-line staff. The notation consists of numbers (0, 1, 2, 3, 4, 5) placed on the lines and spaces. Above the staff, there are numerous red and purple flags marking specific notes. The numbers are arranged in a rhythmic pattern across the staff.

Handwritten musical notation on a five-line staff, continuing the sequence from the first system. It features numbers and red/purple flags. The notation is dense, with many notes marked by flags.

Handwritten musical notation on a five-line staff. This system includes some numbers written in yellow, such as '4' and '5', in addition to the black numbers. Red and purple flags are present above the staff.

Handwritten musical notation on a five-line staff, the final system on the page. It concludes with a double bar line and a series of wavy lines representing a tremolo or similar effect. A red semi-circle is drawn above the final note.

Basso quarto nel ton de. S. trinitas. discordato come. m. 8. 4



Musical staff 1: A five-line staff with notes and fingerings. Notes are color-coded: red, purple, yellow, and green. Fingerings are written below the staff.

Musical staff 2: A five-line staff with notes and fingerings. Notes are color-coded: purple, yellow, and green. Fingerings are written below the staff.

Musical staff 3: A five-line staff with notes and fingerings. Notes are color-coded: purple, yellow, and green. Fingerings are written below the staff.

Musical staff 4: A five-line staff with notes and fingerings. Notes are color-coded: purple, yellow, and green. Fingerings are written below the staff.







Handwritten musical notation on a five-line staff. The notation consists of rhythmic symbols (vertical lines) and numbers (3, 2, 1, 0) placed above and below the staff. The symbols are color-coded: red, purple, and yellow. The numbers are also color-coded to match the symbols above them. The notation is organized into measures by vertical bar lines.

Handwritten musical notation on a five-line staff, continuing the sequence from the first system. It features rhythmic symbols and numbers (0, 2, 1, 0, 1, 3, 0, 0, 4, 3, 3, 0, 3, 1, 0, 2, 0, 2) in red, purple, and yellow. The notation is organized into measures by vertical bar lines.

Handwritten musical notation on a five-line staff, continuing the sequence. It features rhythmic symbols and numbers (0, 4, 2, 0, 2, 0, 2, 0, 2, 3, 2, 3, 2, 3, 2, 3, 2, 0, 3, 0, 3, 2, 0, 2, 0, 2, 0, 3, 1, 4, 3, 0) in red, purple, and yellow. The notation is organized into measures by vertical bar lines.

Handwritten musical notation on a five-line staff, continuing the sequence. It features rhythmic symbols and numbers (2, 4, 0, 4, 2, 0, 2, 3, 0, 2, 3, 2, 0, 3, 2, 5, 3, 2, 3, 3, 0, 0, 2, 3, 2, 0, 3, 2, 0, 0, 1) in red, purple, and yellow. The notation is organized into measures by vertical bar lines.







Handwritten musical notation on a five-line staff. Above the staff are red bracket-like symbols. The notation consists of circles (notes) and numbers (fingering) on the lines. The notes are mostly on the first and second lines. The numbers are 2, 3, 4, 5. There are some red markings below the staff.

Handwritten musical notation on a five-line staff. Above the staff are red bracket-like symbols. The notation consists of circles (notes) and numbers (fingering) on the lines. The notes are mostly on the first and second lines. The numbers are 2, 3, 4, 5. There are some red markings below the staff.

Handwritten musical notation on a five-line staff. Above the staff are red and purple bracket-like symbols. The notation consists of circles (notes) and numbers (fingering) on the lines. The notes are mostly on the first and second lines. The numbers are 2, 3, 4, 5. There are some red markings below the staff.

Handwritten musical notation on a five-line staff. Above the staff are red and purple bracket-like symbols. The notation consists of circles (notes) and numbers (fingering) on the lines. The notes are mostly on the first and second lines. The numbers are 2, 3, 4, 5. There are some red markings below the staff.

Handwritten musical notation on a five-line staff. The top line features a sequence of notes with red and purple flags above them. The bottom line contains numerical figures: 0 2, 0 1, 3, 0 2 3, 2, 2 3, 3, 3, 5 3, 2 3, 0 2 3 0, 2, 2 0.

Handwritten musical notation on a five-line staff. The top line features a sequence of notes with red and purple flags above them. The bottom line contains numerical figures: 3 2, 3 2 0, 2 3, 2, 5 3, 2 3, 0 2 3 0, 2 3, 2 0 3, 2 3 0, 2 3.

Handwritten musical notation on a five-line staff. The top line features a sequence of notes with red and purple flags above them. The bottom line contains numerical figures: 3 3, 3 3, 3 3, 3 3, 3 3, 3 3, 3 3, 3 3, 2 0, 2, 3 3, 3 3, 3 3, 3 3.

Handwritten musical notation on a five-line staff. The top line features a sequence of notes with red and purple flags above them. The bottom line contains numerical figures: 2 3, 2 3, 3 2, 3, 5, 5 7 5, 7 5 7 9, X, X 8 7, 5 7 8 7.

Handwritten musical notation on two staves. The notation includes notes, rests, and fingerings. The first staff has notes with red stems and purple stems. The second staff has notes with red stems and purple stems. The notation is written in a style characteristic of early manuscript notation.



Staff 1: Notes with stems (red and purple) and fingerings (5, 8, 7, 5, 7, 5, 5, 3, 2, 0, 3, 3, 2, 0, 3, 2, 0, 5, 5, 0, 2, 3, 3, 0, 5, 5). Rests are marked with 0 and 3.

Staff 2: Notes with stems (red and purple) and fingerings (5, 5, 5, 5, 5, 5, 7, 5, 0, 0, 5, 0). Rests are marked with 0 and 8.

Four empty musical staves, each consisting of five horizontal lines, arranged vertically. These staves are currently blank and contain no notation.



R<sup>l</sup>. quinto.





Handwritten musical notation on a five-line staff. The notation consists of two staves of numbers. The top staff has a series of red 'f' characters above it. The numbers are: 0, 4, 2, 4, 2, 3, 2, 4, 2, 0, 2, 0, 5, 4, 2, 4, 5, 4, 2, 2, 6, 9, 7, 9, 2, 4, 0, 2, 4, 2.

Handwritten musical notation on a five-line staff. The notation consists of two staves of numbers. The top staff has a series of red 'f' characters above it. The numbers are: 2, 4, 2, 2, 2, 4, 4, 0, 2, 3, 2, 2, 0, 0, 2, 3, 2, 2, 0, 3, 2, 0, 2, 3, 0, 3, 3, 0, 2, 0, 3.

Handwritten musical notation on a five-line staff. The notation consists of two staves of numbers. The top staff has a series of red 'f' characters above it. The numbers are: 2, 2, 3, 0, 2, 0, 0, 3, 2, 0, 5, 0, 2, 3, 2, 5, 0, 4, 2, 2, 2, 2, 3, 0, 2, 3, 2, 0, 3, 0, 2.

Handwritten musical notation on a five-line staff. The notation consists of two staves of numbers. The top staff has a series of red 'f' characters above it. The numbers are: 0, 2, 3, 0, 2, 0, 3, 2, 2, 0, 2, 3, 5, 3, 2, 0, 4, 0, 0, 0, 2, 9, 4, 2, 0, 9, 0, 9, 2, 3, 2, 0, 4.





Handwritten musical notation on a five-line staff. The top line features a sequence of red and purple vertical strokes. Below, the staff contains rhythmic notation with numbers (2, 3, 4) and circles (0) indicating notes or rests. A large red '3' is written below the first measure.

Handwritten musical notation on a five-line staff. The top line features a sequence of red and purple vertical strokes. Below, the staff contains rhythmic notation with numbers (2, 6, 7) and circles (0). A large red '3' is written below the first measure.

Handwritten musical notation on a five-line staff. The top line features a sequence of red and purple vertical strokes. Below, the staff contains rhythmic notation with numbers (2, 3, 4, 5) and circles (0). A large red '3' is written below the first measure.

Handwritten musical notation on a five-line staff. The top line features a sequence of red vertical strokes. Below, the staff contains rhythmic notation with numbers (2, 3, 4) and circles (0). A large red '3' is written below the first measure.

Handwritten musical notation on a five-line staff. Above the staff are rhythmic flags in red, purple, and yellow. The notation includes numbers (2, 3, 4, 5, 6, 7) and circles (0) placed on the lines and spaces. A red circle highlights a specific note in the first measure.

Handwritten musical notation on a five-line staff. Above the staff are rhythmic flags in red, purple, and yellow. The notation includes numbers (4, 5, 6, 7) and circles (0) placed on the lines and spaces.

Handwritten musical notation on a five-line staff. Above the staff are rhythmic flags in red, purple, and yellow. The notation includes numbers (2, 3, 4) and circles (0) placed on the lines and spaces.

Handwritten musical notation on a five-line staff. Above the staff are rhythmic flags in red, purple, and yellow. The notation includes numbers (4, 2) and circles (0) placed on the lines and spaces. The piece concludes with a red double bar line and the word "finis." written in red ink.





Handwritten musical notation on a five-line staff. Above the staff, there are groups of notes marked with 'F' in various colors: purple, yellow, and red. The notes on the staff are represented by numbers (0, 2, 3, 4, 5) and some have stems. Below the staff, there are two lines of numbers: the first line contains 0, 2, 0, 3, 0, 2, 3, 2, 4, 3, 4, 2, 2, 0, 0, 0, 4; the second line contains 1, 2, 5, 3, 2, 0, 3, 2, 3, 0, 2, 2, 2, 0, 2, 0, 2, 3, 1, 2, 0, 3.

Handwritten musical notation on a five-line staff. Above the staff, there are groups of notes marked with 'F' in purple and red. The notes on the staff are represented by numbers (0, 2, 3, 4, 5) and some have stems. Below the staff, there are two lines of numbers: the first line contains 4, 0, 4, 0, 2, 2, 0, 0, 2, 0, 0, 0, 0, 0; the second line contains 1, 2, 5, 3, 2, 0, 3, 2, 3, 0, 2, 2, 2, 0, 2, 3, 2, 7, 5, 4, 2, 0.

Handwritten musical notation on a five-line staff. Above the staff, there are groups of notes marked with 'F' in purple and red. The notes on the staff are represented by numbers (0, 2, 3, 4, 5) and some have stems. Below the staff, there are two lines of numbers: the first line contains 0, 0, 4, 2, 2, 0, 0, 0, 7, 7, 7, 2, 2, 2, 7; the second line contains 2, 3, 2, 0, 3, 2, 4, 5, 3, 2, 0, 3, 3, 3, 0, 0, 0, 8, 8, 8, 2, 2, 2, 7.

Handwritten musical notation on a five-line staff. Above the staff, there are groups of notes marked with 'F' in purple and red. The notes on the staff are represented by numbers (0, 2, 3, 4, 5) and some have stems. Below the staff, there are two lines of numbers: the first line contains 7, 7, 0, 2, 4, 2, 0, 2, 4, 0, 2, 4, 2, 4, 0; the second line contains 7, 7, 7, 0, 7, 3, 5, 4, 2, 4, 3, 2, 0, 2, 3, 2, 4, 0, 4, 0, 2, 3, 0.







Handwritten musical notation on a five-line staff. The notation consists of rhythmic values (0, 2, 3, 4) and accents (red and purple flags) placed above the staff. The notes are organized into measures, with some measures containing multiple notes or rests.

Handwritten musical notation on a five-line staff. The notation consists of rhythmic values (0, 2, 4, 5) and accents (red and purple flags) placed above the staff. The notes are organized into measures, with some measures containing multiple notes or rests.


Handwritten musical notation on a five-line staff. The notation consists of rhythmic values (0, 1, 2, 3, 5, 10) and accents (red and purple flags) placed above the staff. The notes are organized into measures, with some measures containing multiple notes or rests.

Handwritten musical notation on a five-line staff. The notation consists of rhythmic values (0, 2, 3, 5, 10) and accents (red and purple flags) placed above the staff. The notes are organized into measures, with some measures containing multiple notes or rests.

Handwritten musical notation on a five-line staff. Above the staff, a sequence of letters 'F' and 'C' is written in purple and red ink. The staff contains rhythmic notation with numbers (0, 1, 2, 3) and dots, indicating fingerings or specific notes. The notation is organized into measures by vertical bar lines.

Handwritten musical notation on a five-line staff. Above the staff, a sequence of letters 'F' and 'C' is written in purple and red ink. The staff contains rhythmic notation with numbers (0, 1, 2, 3) and dots, indicating fingerings or specific notes. The notation is organized into measures by vertical bar lines.

Handwritten musical notation on a five-line staff. Above the staff, a sequence of letters 'F' and 'C' is written in purple and red ink. The staff contains rhythmic notation with numbers (0, 1, 2, 3) and dots, indicating fingerings or specific notes. The notation is organized into measures by vertical bar lines. The piece concludes with a double bar line and a red 'finis' marking.





Criste. d. sidodexo. nel to del qz 6.<sup>to</sup> belo.



FFFF FF FFFFFFFF FF FFFF FFFF FFFF FFFF FF F

2 1 2 0 2 3 2 3 5 3 2 0 2 3 0 4 2 0 2 4 0 2 0 2 4 2 4 5 4 2 4

0 0 0 0 2 2 2 2 2 0 4 2

FFFFFFF F FFFF FF FFFF F FFFF F FFFF F FFFF F FFFF F FFFF F

4 2 4 0 2 0 2 2 0 2 3 0 2 2 3 0 2 4 3 0 2 3 2 0 2 0 4 2 4 2

0 2 0 2 0 4 0 2 0 2 0 2 3 0 2 2 3 0 2 3 0 2 3 0 3 2 0 4 0 3 5 3

FF FFFF F FFFF FFFF FFFF FFFF FFFF F FFFF F FFFF F

2 2 2 2 4 2 4 0 4 2 0 2 0

2 3 2 5 3 2 5 3 2 3 0 3 0 3 2 0 2 3 2 0 2 3 0 2

FFF FFF FF FF FFFF FFFF FFFF FFFF FFFF F

0 0 0 2 3 0 2 5 3 2 3 0 2 3 0 2 3 0 2 3 0 2 3 0

0 3 2 3 0 2 5 3 2 2 3 0 2 5 3 2 3 0 2 3 0 2 3 0 2 3 0









Handwritten musical notation on a five-line staff. Above the staff are various colored flags: red, purple, yellow, and blue. The notation consists of rhythmic values (0, 2, 3, 4) and rests. A red circle is drawn around the first measure.

Handwritten musical notation on a five-line staff. Above the staff are various colored flags: purple, red, yellow, and blue. The notation consists of rhythmic values (4, 2, 3, 5, 7) and rests. A red circle is drawn around the first measure.

Handwritten musical notation on a five-line staff. Above the staff are various colored flags: purple, red, yellow, and blue. The notation consists of rhythmic values (2, 3, 4, 0) and rests. A red circle is drawn around the first measure. The piece concludes with a red double bar line and the word "finis." written in red ink.

Four empty five-line musical staves.

*A les regres:*



Musical notation for the first system, featuring a staff with notes and a sequence of numbers below: 0 2 3 2 3 2 0 2 3 2 3 0 3 0 2 3 2 1 0 4 0 4 0 0 1 3 1 4 1 0 4 0 0 2 0 2



Musical notation for the second system, featuring a staff with notes and a sequence of numbers below: 4 2 2 0 2 2 0 2 3 0 2 4 0 2 0 3 0 2 3 2 0 4 0 2 4 2 3 0 2 3 3 2 0 2 0 2 3



Musical notation for the third system, featuring a staff with notes and a sequence of numbers below: 3 5 4 2 0 0 2 0 2 0 2 0 0 3 2 3 0 4 2 0 0 0 2 2 0 2 0 2 3 3 2 3 2 0 2 3 3 3



Musical notation for the fourth system, featuring a staff with notes and a sequence of numbers below: 4 2 0 2 4 4 0 2 4 2 0 2 2 0 2 4 3 2 3 5 3 5 2 3 2 3 2 0 3 4 3 2 3 5 3 2 0 2 3 2








Handwritten musical notation on a five-line staff. The notation consists of numbers (0, 1, 2, 3, 4, 5) and dots placed on the lines and spaces. Above the staff, there are groups of notes in red and purple ink, some with stems. The first measure begins with a red semi-circle containing a dot. The notation is organized into measures by vertical bar lines.

Handwritten musical notation on a five-line staff, continuing the piece. It features numbers and dots on the staff lines, with red and purple notes above. The notation is organized into measures by vertical bar lines.

Handwritten musical notation on a five-line staff, continuing the piece. It features numbers and dots on the staff lines, with red and purple notes above. The notation is organized into measures by vertical bar lines.

Handwritten musical notation on a five-line staff, continuing the piece. It features numbers and dots on the staff lines, with red and purple notes above. The notation is organized into measures by vertical bar lines. The piece concludes with a red double bar line and a red flourish.

agnus dei
















Handwritten musical notation on a single staff. Above the staff, a sequence of letters (F, C, G) is written in red and yellow. The staff contains rhythmic notation with numbers (0, 1, 2, 3) and dots, indicating fingerings or accents. The notation is organized into measures by vertical bar lines.

Handwritten musical notation on a single staff. Above the staff, a sequence of letters (F, C, G) is written in red. The staff contains rhythmic notation with numbers (0, 1, 2, 3) and dots, indicating fingerings or accents. The notation is organized into measures by vertical bar lines.

Handwritten musical notation on a single staff. Above the staff, a sequence of letters (F, C, G) is written in red. The staff contains rhythmic notation with numbers (0, 1, 2, 3) and dots, indicating fingerings or accents. The notation is organized into measures by vertical bar lines.

Handwritten musical notation on a single staff. Above the staff, a sequence of letters (F, C, G) is written in red and purple. The staff contains rhythmic notation with numbers (0, 1, 2, 3) and dots, indicating fingerings or accents. The notation is organized into measures by vertical bar lines.









Handwritten musical notation on a five-line staff. The notation consists of numbers (0, 2, 3, 4) placed on the lines and spaces. Above the staff, there are vertical tick marks: yellow for most of the staff, and purple for the first few notes of the first measure. The notes are: 0, 2, 3, 0, 3, 0, 0, 0, 2, 3, 0, 2, 0, 2, 3, 2, 3, 0, 2, 3, 0, 1, 3, 0, 2, 4, 5, 4, 5, 2, 4.

Handwritten musical notation on a five-line staff. The notation consists of numbers (0, 2, 3, 4, 5, 7) placed on the lines and spaces. Above the staff, there are vertical tick marks: purple for the first few notes of the first measure, and yellow for the rest. The notes are: 0, 5, 4, 2, 0, 3, 2, 0, 3, 0, 2, 3, 2, 3, 1, 0, 2, 0, 2, 0, 3, 3, 2, 2, 3, 0, 3, 0, 2, 3, 2, 4, 5, 7, 5, 0, 2, 0, 1, 0, 1, 3.



Handwritten musical notation on a five-line staff. The notation consists of numbers (0, 2, 3, 4, 5) placed on the lines and spaces. Above the staff, there are vertical tick marks: yellow for most of the staff, and purple for the first few notes of the first measure and the first few notes of the second measure. The notes are: 0, 3, 0, 1, 3, 3, 0, 3, 2, 3, 0, 1, 3, 0, 2, 3, 5, 3, 1, 0, 3, 1, 0, 3, 2, 0, 2, 0, 5, 3, 2, 0, 3, 1, 3, 1, 0, 3, 2, 4, 3, 0.


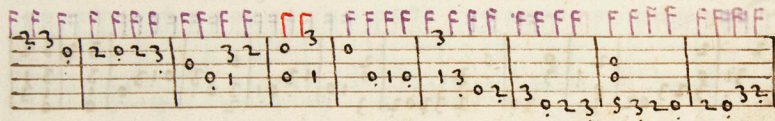
Handwritten musical notation on a five-line staff. The notation consists of numbers (0, 1, 2, 3) placed on the lines and spaces. Above the staff, there are vertical tick marks: purple for the first few notes of the first measure, and yellow for the rest. The notes are: 2, 3, 0, 2, 2, 3, 1, 0, 0, 2, 0, 2, 2, 3, 0, 3, 3, 1, 0, 2, 0, 0, 3, 2, 3, 1, 5, 7, 5, 3, 2, 0, 3, 1, 0, 3, 2.





Rx otuuo.





R. nono.



Handwritten musical notation consisting of three systems of staves. Each system has a top line with rhythmic flags and a bottom line with numerical notation. The notation is organized into measures by vertical bar lines.

**System 1:** The top line features rhythmic flags in red, yellow, and purple. The bottom line contains numbers such as 2, 0, 3, 2, 0, 3, 1, 0, 2, 0, 4, 2, 0, 2, 4, 0, 2, 4, 0, 2, 1, 3, 0, 3, 2, 1, 3.

**System 2:** The top line features rhythmic flags in red, yellow, and purple. The bottom line contains numbers such as 2, 0, 3, 0, 2, 3, 5, 3, 5, 3, 2, 0, 3, 0, 2, 3, 2, 0, 3, 2, 1, 0, 0, 2, 4, 0, 2, 3, 2, 0, 4, 5, 3, 1, 0, 3, 0.

**System 3:** The top line features rhythmic flags in red, yellow, and purple. The bottom line contains numbers such as 2, 2, 3, 1, 0, 3, 2, 3, 0, 2, 3, 2, 0, 2, 3, 1, 0, 3, 1, 0, 1, 3, 0, 2, 3, 0, 3, 2, 3, 2, 3, 0, 2, 3, 0, 3, 0, 1, 3, 0, 1, 3, 0, 2, 3, 0, 3, 0, 1, 3, 3, 2, 3, 0, 2, 3.



FFF FFFF FFFF FF FF FFFF FFFF FFFF FF FF FFF F

0 3 | 0 | 3 0 2 4 | 2 0 2 | 0 2 4 5 | 9 7 9 | 7  
 2 0 | 2 0 1 3 | 0 2 3 5 | 2 3 2 3 0 2 3 | 2 0 2 3 5 7 | 7 6 7 2

FFF FFFF FFFF FFF FF FFF FFF FFF FFF FFF FFF FFF FFF


0 3 5 | 0 3 2 0 | 2 0 3 2 | 0 0 3 | 0 3 0 2 | 2 0 2 0 2 | 3 3 2 3 2 3 | 2 0 | 2 3 2 0 2

FFFF FF FF FF FFFF FFFF FFFF FFFF FFFF FFFF FFFF FFFF

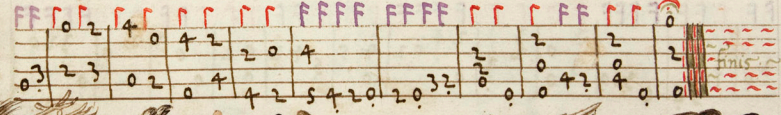
1 3 | 0 1 | 0 1 | 3 5 | 3 1 | 0 1 | 3 0 3 | 1 3 | 0 1 | 3 1 0 | 3 0 1 3 | 1 0 3 | 1 3 | 0 1 | 5 3 1 | 0 1  
 3 | 0 1 | 0 1 | 3 5 | 3 1 | 0 1 | 3 0 3 | 3 | 0 1 | 3 1 0 | 3 0 1 3 | 0 0 3 | 1 3 | 0 1 | 5 3 1 | 0 1

FF FFF FFFF FF FF FFFF FF FF FFFF FF FF FFFF

3 0 | 3 | 2 4 | 0 2 | 4 5 | 5 4 2 | 0 2 | 0 3 | 2 0 | 3 2 0  
 3 0 | 3 | 0 | 0 | 0 | 5 | 0 0 | 0 0 | 0 0 | 0



*Re decimo.*














*Re ii. ala spagnola facile*









Handwritten musical notation on a five-line staff. Above the staff are notes in red and purple. The staff contains numbers: 4, 7, 9, 7, 2, 0, 4, 2, 2, 0, 0, 0, 0, 2, 4, 0, 2, 4, 0. Below the staff are two rows of numbers: 5 4 2 0, 2 7 7 6 7 5, 4 2 0, 0 4 0, 0 4 0, 0 2 2 2, 0 0 2 4 0.

Handwritten musical notation on a five-line staff. Above the staff are notes in red and purple. The staff contains numbers: 2, 4, 1, 2, 0, 4, 2, 4, 2, 2, 4, 0, 2, 4, 2, 2, 4, 2, 0, 2, 3, 0, 2. Below the staff are two rows of numbers: 2 3, 2 3 0, 4 0 4, 0 2 3 0, 2, 2 0, 4 0 4, 5 0, 2 3 0 2.

Handwritten musical notation on a five-line staff. Above the staff are notes in red and purple. The staff contains numbers: 5, 4, 5, 7, 0, 0, 3, 2, 0, 2, 2, 4, 2, 1, 4, 4, 2, 3, 4, 0, 2. Below the staff are two rows of numbers: 2 4 5, 4 5 7, 6 7 5 4 2, 4, 4 2 0, 4, 0, 0 0 4, 2.

Handwritten musical notation on a five-line staff. Above the staff are notes in red and purple. The staff contains numbers: 0, 2, 2, 2, 2, 2, 2, 2, 2, 2, 2, 2, 2, 4, 2, 0, 4. Below the staff are two rows of numbers: 0 0, 4 2 4 5, 4, 0 0, 0 4, 2 0, 3 2 0, 4 0 0 4, 0 0, 0 2 3 2 0 2.



Handwritten musical notation on a five-line staff. The notation consists of rhythmic flags and numbers (0, 2, 4, 7, 8) written in red and purple. The numbers are placed below the staff lines.

Handwritten musical notation on a five-line staff, continuing the sequence of rhythmic flags and numbers in red and purple.

Handwritten musical notation on a five-line staff, including a section with red vertical lines and the word "Gimis" written in red.

*Gimil. princep.*

Handwritten musical notation on a five-line staff, featuring rhythmic flags and numbers in red, purple, and yellow.



Handwritten musical notation on a five-line staff. Above the staff are various rhythmic markings: red and black flags, and letters 'F' in red, yellow, and blue. The staff contains three lines of numbers: a top line with 2, 2, 2 2, 0, 0 2 4, 0 2 3, 2 2, 2 2, 0; a middle line with 0 4, 0, 0 0, 2 4 5 7 5 3 2, 0, 3 1, 1 4 2, 0 0, 2 2, 0; and a bottom line with 0 0, 0 0, 2 4 5 7 5 3 2, 3, 2 0, 0 4 2, 4 4, 0 0, 2 0 2 3 2 0 2.

Handwritten musical notation on a five-line staff. Above the staff are various rhythmic markings: red and black flags, and letters 'F' in red, purple, and yellow. The staff contains three lines of numbers: a top line with 3 0 2 4, 0 2, 2, 3 2, 2 2, 2 2, 2 2, 0, 3 0; a middle line with 0, 3 1, 0, 0 4, 0 0, 0 3 1, 3 1, 4 2, 0 0, 2 2, 0, 3; a bottom line with 3, 2 0, 0 4, 0 2, 3 2 0, 2 0, 4 2, 4 4, 0 0, 2 3 2 3 2 0 2, 3 2.

Handwritten musical notation on a five-line staff. Above the staff are various rhythmic markings: red and black flags, and letters 'F' in red, purple, and yellow. The staff contains three lines of numbers: a top line with 2, 0 3, 0, 2 0 2 4, 0 0 0, 0 0, 2 0, 3 0 2; a middle line with 1 0 1, 3 0, 1 0 1, 0, 0 0 3, 0 0, 3 3, 1 3, 0 3 1; a bottom line with 0 4, 0 2 3, 2 0, 0 2, 2 2, 2 0 2 3 2 3 0, 2 2, 0 2, 3 2 0.

Handwritten musical notation on a five-line staff. Above the staff are various rhythmic markings: red and black flags, and letters 'F' in red, yellow, and blue. The staff contains three lines of numbers: a top line with 4, 2, 2, 0, 3 0 2 4, 0 2, 2, 0; a middle line with 3 1, 4 2, 0 1, 3, 0, 3 1, 0, 2; a bottom line with 2 0, 4 2, 4 0, 2 0 2 3 2 0 2, 3, 2 0, 0 4, 0. The notation ends with a double bar line and the word 'FINIS' written in red.





FFF FFFFFFFF || ↑ ↑ ↑ FFFF FFFF ↑ FFFFFFFF ↑ FFFFFFFF ↑ FFFFFFFF

0 | 3 2 0 | 3 0 2 3 | 3 | 1 | 3 2 0 2 3 0

3 2 0 2 0 3 1 0 3 1 0 | 0 3 1 0 | 0 3 1 0 | 3 0 1 3 0 1 3 | 3 0 3 3 1 0 3 | 0

↑ FFFFFFFF FFFFFFFF ↑ ↑ ↑ ↑ ↑ FFFF FFFF ↑ FFFF ↑ FFFF ↑ FFFF ↑ FFFF

2 0 2 3 0 2 | 0 1 0 2 0 3 0 2 | 0 1 0 3 | 5 2 | 0 0 | 3

1 | 0 0 1 0 2 0 3 0 2 | 0 1 0 3 | 0 0 1 3 0 2 3 0 2 | 3 2 0 3 2 3 2 0 2 | 3 1 0 3 1

FF FFFFFFFF ↑ FFFFFFFF ↑ FFFFFFFF ↑ FFFFFFFF ↑ FFFFFFFF ↑ FF

0 2 | 0 0 2 3 0 2 | 0 1 | 3 | 5 4 5 4 2 0 | 2 | 4 | 7

0 2 | 0 0 2 3 0 2 | 0 1 | 3 1 0 1 3 0 1 | 3 | 3 0 2 3 0 2 3 | 0 2 3 0 2 3 5 7 8 x 8 7 x | 7 5 3

FFFF | ↑ ↑ FFFFFFFF ↑ FFFFFFFF ↑ FFFFFFFF PPP FFFF ↑

5 4 2 | 0 | 2 2 | 5 2 | 0 2 4 2 0 4 0 | 3

2 0 3 1 | 3 3 | 3 | 2 0 2 3 2 3 0 2 | 3 | 5 3 | 0 2 3 2 3 0 | 2 | 3

Handwritten musical notation on a five-line staff. The notation consists of a sequence of notes and rests, with some notes colored in purple, red, and yellow. The notes are connected by stems and beams. The staff is divided into measures by vertical bar lines. The notes are arranged in a way that suggests a specific melodic line.

Handwritten musical notation on a five-line staff, continuing the sequence from the first system. It features a variety of note values and rests, with some notes colored in purple, red, and yellow. The notation is dense and fills most of the staff space.

Handwritten musical notation on a five-line staff, continuing the sequence. This system includes some notes with stems that cross the staff lines, and a mix of colored and black notes. The notation is complex and detailed.

Handwritten musical notation on a five-line staff, the final system on the page. It continues the melodic sequence with various note values and rests, including some colored notes. The notation is consistent with the previous systems.





Et Resurrexit



Handwritten musical notation on a five-line staff. Above the staff are various colored rhythmic flags (red, purple, yellow). The notation includes numbers (1, 2, 3, 4, 5, 6, 7, 8, 9, 10) and symbols (0, 1, 2, 3, 4, 5, 6, 7, 8, 9, 10) placed below the lines, representing a form of musical shorthand or tablature.



Handwritten musical notation on a five-line staff, continuing the sequence from the first system. It features colored rhythmic flags and numerical/symbolic notation below the staff.

Handwritten musical notation on a five-line staff, continuing the sequence. It features colored rhythmic flags and numerical/symbolic notation below the staff.

Handwritten musical notation on a five-line staff, continuing the sequence. It features colored rhythmic flags and numerical/symbolic notation below the staff.



Handwritten musical notation on a five-line staff. The notation includes various rhythmic values (e.g., 3, 2, 0, 2) and fingerings (e.g., 1, 2, 3, 4, 5). Above the staff, there are numerous vertical strokes, some colored in purple and yellow, likely indicating specific notes or fingerings. The staff contains several measures of music, with some notes written as pairs of numbers (e.g., 0 2, 0 1 3, 0 2).

Handwritten musical notation on a five-line staff. Similar to the first system, it features rhythmic values and fingerings. Above the staff, there are many vertical strokes, some colored in purple and red. The notation includes various rhythmic patterns and note values, such as 2 3, 1, 1, 0, 1 3 1 0 1, 3 0, 1 3 1, 1 3 2 0, 3, 0, 3 2 0, 2, 0, 2, 0 1 3, 5 3 2 0.

Handwritten musical notation on a five-line staff. This system continues the piece with rhythmic values and fingerings. Above the staff, there are many vertical strokes, some colored in purple and red. The notation includes various rhythmic patterns and note values, such as 3, 5 2 3 2, 3, 3, 1, 2, 0 1, 3 1 3 1, 4 2, 4 2 0, 3, 1, 4, 0 3, 1 3 1 3, 5, 5 3 1, 4, 2, 1 3 1, 0 3 1 0, 3 1 3, 1 3 1 0, 3, 0 1.

Handwritten musical notation on a five-line staff. This system concludes the piece with rhythmic values and fingerings. Above the staff, there are many vertical strokes, some colored in purple and red. The notation includes various rhythmic patterns and note values, such as 3 2 0, 3, 0, 0, 2, 2 3, 0, 2, 1 1 3, 5 3 2 0, 3, 5, 4, 5 3 1, 3 5 6, 5 6 5, 3, 0, 5 3, 2, 3 3 2 3, 3, 3, 0 1, 3, 0, 1 3 1 0, 3 5 6, 3 6 5, 3.

Handwritten musical notation on a five-line staff. Above the staff, a sequence of notes is written in red and purple ink. The notes on the staff are: 2 3, 0 2 4, 3 1 0, 4 1 3 1, 4 0, 3 0, 0 1, 2, 0 2 4, 3 1 0, 1 3, 1 3, 0, 0, 3, 3, 3. Below the staff, a sequence of numbers is written: 3 1 0, 3 0 0, 1 3 1, 0 1, 3, 3, 1 0, 1, 3 2 3 5 3 2 3, 5, 3, 3 1 0, 3, 3, 0 1, 3, 3, 2 3 0.

Handwritten musical notation on a five-line staff. Above the staff, a sequence of notes is written in yellow, red, and purple ink. The notes on the staff are: 2 3, 2 3, 5 2, 0, 2 0, 1 3, 5 2, 1 3 1, 3, 4, 5, 1 3 5, 3 1 0 3, 1 3 1 3, 3, 4, 5, 1 3 5, 3 1 0 3, 1 3 1 3.

Handwritten musical notation on a five-line staff. Above the staff, a sequence of notes is written in yellow, purple, and red ink. The notes on the staff are: 3 1 3, 0 1 3, 0 2 3, 3, 3 1 0, 2, 0, 0 1 3, 5, 2 0 3, 0 2 0 2 3, 0, 2, 1 0 3, 0 1 0 3, 2 0 2, 2, 3, 4, 5, 1 0 3, 0 1 3, 0 2 3, 3, 3, 2 3 0, 2, 2, 2, 3, 3, 0, 3, 1 0 3, 3, 0, 3, 0, 3, 0.

Handwritten musical notation on a five-line staff. Above the staff, a sequence of notes is written in red, purple, and yellow ink. The notes on the staff are: 0 3, 3, 5 4 2, 0, 1 3, 1 3, 5 3 1 3, 1 0 5, 3, 1 0 2 0, 2, 1, 0 1 3 1 0, 2, 3, 3.



Handwritten musical notation on a five-line staff. Above the staff are various colored flags (red, purple, yellow) indicating fingerings. The notation consists of numbers (0, 2, 3, 4) and dots placed on the lines and spaces. The first line has a '0' on the first space. The second line has '3' on the first space and '2' on the second space. The third line has '0' on the first space, '2' on the second space, and '3' on the third space. The fourth line has '0' on the first space, '2' on the second space, and '3' on the third space. The fifth line has '0' on the first space, '2' on the second space, and '3' on the third space.


Handwritten musical notation on a five-line staff. Above the staff are various colored flags (red, purple, yellow) indicating fingerings. The notation consists of numbers (0, 2, 3, 4) and dots placed on the lines and spaces. The first line has '2' on the first space, '0' on the second space, '3' on the third space, and '3' on the fourth space. The second line has '3' on the first space, '1' on the second space, '0' on the third space, '2' on the fourth space, and '0' on the fifth space. The third line has '0' on the first space, '2' on the second space, '3' on the third space, '0' on the fourth space, and '0' on the fifth space. The fourth line has '0' on the first space, '2' on the second space, '3' on the third space, '0' on the fourth space, and '0' on the fifth space. The fifth line has '0' on the first space, '2' on the second space, '3' on the third space, '0' on the fourth space, and '0' on the fifth space.

Handwritten musical notation on a five-line staff. Above the staff are various colored flags (red, purple, yellow) indicating fingerings. The notation consists of numbers (0, 2, 3, 4) and dots placed on the lines and spaces. The first line has '2' on the first space, '0' on the second space, '3' on the third space, and '3' on the fourth space. The second line has '0' on the first space, '1' on the second space, '0' on the third space, '3' on the fourth space, and '3' on the fifth space. The third line has '0' on the first space, '2' on the second space, '3' on the third space, '0' on the fourth space, and '0' on the fifth space. The fourth line has '0' on the first space, '2' on the second space, '3' on the third space, '0' on the fourth space, and '0' on the fifth space. The fifth line has '0' on the first space, '2' on the second space, '3' on the third space, '0' on the fourth space, and '0' on the fifth space.

Handwritten musical notation on a five-line staff. Above the staff are various colored flags (purple, red, yellow) indicating fingerings. The notation consists of numbers (0, 2, 3, 4) and dots placed on the lines and spaces. The first line has '0' on the first space, '4' on the second space, '4' on the third space, '0' on the fourth space, and '2' on the fifth space. The second line has '3' on the first space, '1' on the second space, '3' on the third space, '0' on the fourth space, and '3' on the fifth space. The third line has '0' on the first space, '2' on the second space, '3' on the third space, '0' on the fourth space, and '0' on the fifth space. The fourth line has '0' on the first space, '2' on the second space, '3' on the third space, '0' on the fourth space, and '0' on the fifth space. The fifth line has '0' on the first space, '2' on the second space, '3' on the third space, '0' on the fourth space, and '0' on the fifth space.



• florens rosa.



Handwritten musical notation on a five-line staff. Above the staff, a series of red 'f' characters indicates fingerings. The notation includes notes, rests, and various rhythmic markings such as '3' and '5'. The notes are written in black ink on a five-line staff.

Handwritten musical notation on a five-line staff. Above the staff, a series of colored 'f' characters (red, purple, yellow) indicates fingerings. The notation includes notes, rests, and various rhythmic markings such as '3', '5', '7', and '8'. The notes are written in black ink on a five-line staff.

Handwritten musical notation on a five-line staff. Above the staff, a series of colored 'f' characters (red, purple, yellow) indicates fingerings. The notation includes notes, rests, and various rhythmic markings such as '3', '5', and '7'. The notes are written in black ink on a five-line staff.

Handwritten musical notation on a five-line staff. Above the staff, a series of colored 'f' characters (red, purple, yellow) indicates fingerings. The notation includes notes, rests, and various rhythmic markings such as '3', '4', and '5'. The notes are written in black ink on a five-line staff.





Handwritten musical notation on a five-line staff. Above the staff, a series of red and purple symbols (possibly ligatures or notes) are written. The staff contains numbers and some letters (S, 3) indicating musical notation. The numbers are arranged in a sequence across the staff.

Handwritten musical notation on a five-line staff. Above the staff, a series of red and purple symbols are written. The staff contains numbers and some letters (S, 3) indicating musical notation. The numbers are arranged in a sequence across the staff.




Handwritten musical notation on a five-line staff. Above the staff, a series of red and purple symbols are written. The staff contains numbers and some letters (S, 3, 6) indicating musical notation. The numbers are arranged in a sequence across the staff.

Handwritten musical notation on a five-line staff. Above the staff, a series of red and purple symbols are written. The staff contains numbers and some letters (S, 3) indicating musical notation. The numbers are arranged in a sequence across the staff.





Sidero



Handwritten musical notation on a five-line staff. Above the staff, a sequence of letters 'F' is written in various colors (red, purple, yellow, green). The notation includes notes on the staff and a series of numbers below it: 4, 23, 20, 2, 2, 5424, 5420, 320, 2, 424, 2, 5, 4, 2, 2, 2, 2, 0, 2, 2424, 5420, 5, 5457542, 02, 02020.

Handwritten musical notation on a five-line staff. Above the staff, a sequence of letters 'F' is written in various colors. The notation includes notes on the staff and a series of numbers below it: 0, 0, 024, 0, 4, 0, 42, 024, 0, 42, 420, 4, 2, 4, 202, 0, 320, 3, 323, 23, 0, 24202, 02, 0, 3, 23, 02, 0, 3, 0320, 3, 0.

Handwritten musical notation on a five-line staff. Above the staff, a sequence of letters 'F' is written in various colors. The notation includes notes on the staff and a series of numbers below it: 020, 42, 02024, 0, 04, 02, 024, 2, 0, 24, 023, 0, 2323, 0, 2320, 02323202, 3, 24, 023, 0232, 0232.

Handwritten musical notation on a five-line staff. Above the staff, a sequence of letters 'F' is written in various colors. The notation includes notes on the staff and a series of numbers below it: 3, 2, 32, 02, 4, 2, 2, 2, 02420, 42, 4, 0245420, 4, 024, 0, 2, 02, 3202, 32, 0, 0, 54, 0, 0, 0.















Basadanza.

Handwritten musical notation for 'Basadanza'. The score consists of four systems, each with a vocal line and a lute line. The vocal lines feature red clefs and notes, while the lute lines use numbers 0-3 and 5-6. The notation is arranged in a grid-like fashion across the page.





Handwritten musical notation on a five-line staff. The top line features purple 'F' symbols above the notes. The notes are: 0 2 3 0 | 2 | 2 | 2 0 | 2 4 5 | 3 2 3 0 | 2 3 0 2 | 0 3 2 0.

Handwritten musical notation on a five-line staff. The top line features purple 'F' symbols above the notes. The notes are: 0 1 3 | 0 1 3 1 | 0 3 1 | 0 2 0 1 | 0 2 0 3 | 2 | 3 3 2 | 2 0 | 2 1 | 2.

Handwritten musical notation on a five-line staff. The top line features purple 'F' symbols above the notes. The notes are: 2 3 0 | 2 3 0 2 | 0 | 2 | 2 | 2 3 0 1 | 3 0 1 3 | 0 3 1 | 0 | 0 1 3 0 2.

Handwritten musical notation on a five-line staff. The top line features purple 'F' symbols above the notes. The notes are: 2 | 0 3 1 | 0 3 | 0 1 3 1 | 0 1 3 0 | 3 | 0 1 3 0 | 1 | 0 3 1 0 | 0 1 3.



Handwritten musical notation on a five-line staff. The top line features a sequence of notes marked with 'F' in purple and red. The second line contains numerical figures: 2, 0, 3, 0, 0, 2, 3, 0, 0. The third line contains numerical figures: 1, 0, 3, 1, 0, 3, 1, 0, 3, 1, 3, 0, 1, 0, 1, 3, 5, 3, 1, 0. Red vertical lines are present below the staff.

Handwritten musical notation on a five-line staff. The top line features a sequence of notes marked with 'F' in purple and red. The second line contains numerical figures: 0, 2, 0, 0, 0, 2, 0, 2, 0, 3, 0, 3, 1, 0, 1, 0, 3, 1, 0, 1, 0, 3, 4, 3, 0. The third line contains numerical figures: 1, 0, 3, 1, 0, 3, 0, 1, 3, 0, 1, 0, 3, 1, 0, 1, 0, 2, 1, 0, 3, 1, 0, 3. Red vertical lines are present below the staff.

Handwritten musical notation on a five-line staff. The top line features a sequence of notes marked with 'F' in purple and red. The second line contains numerical figures: 0, 0, 0, 2, 0, 2, 0, 0, 2, 4, 0. The third line contains numerical figures: 2, 3, 3, 3, 3, 1, 0, 2, 0, 2, 3, 5, 3, 2, 0, 3, 0, 2, 3, 5, 3, 2, 0, 3, 1. Red vertical lines are present below the staff.

Handwritten musical notation on a five-line staff. The top line features a sequence of notes marked with 'F' in purple and red. The second line contains numerical figures: 0, 0, 0, 3, 2, 0, 0, 0, 0, 3, 2. The third line contains numerical figures: 0, 3, 1, 0, 0, 1, 0, 0, 1, 0, 3, 1, 0, 1, 0, 1, 3, 1, 0, 2, 0, 3, 2, 0, 3, 0, 2, 3, 3. Red vertical lines are present below the staff.

Handwritten musical notation on a five-line staff. Above the staff are groups of notes in red and purple. The staff contains a sequence of numbers: 0, 3, 1, 5, 4, 5, 3, 2, 3, 0, 1, 3, 3, 0, 3, 1, 0, 3, 2, 0, 2, 0, 4, 0, 2, 4, 2, 0, 4, 2.

Handwritten musical notation on a five-line staff. Above the staff are groups of notes in red and purple. The staff contains a sequence of numbers: 0, 2, 0, 2, 0, 2, 1, 4, 2, 0, 2, 0, 2, 0, 2, 3, 2, 3, 2, 0, 2, 2, 4, 0, 2, 4, 0, 4.

Handwritten musical notation on a five-line staff. Above the staff are groups of notes in red and purple. The staff contains a sequence of numbers: 2, 0, 4, 2, 0, 0, 3, 0, 2, 3, 2, 3, 3, 2, 0, 0, 0, 1, 3, 0, 3, 1, 0, 3, 0, 3, 1, 3, 1.

Handwritten musical notation on a five-line staff. Above the staff are groups of notes in red and purple. The staff contains a sequence of numbers: 3, 1, 3, 3, 1, 0, 3, 1, 3, 0, 1, 3, 3, 0, 0, 1, 0, 3, 1, 3, 1, 0, 3, 3, 1, 0, 3, 1, 0, 3, 0, 1, 3.

Handwritten musical notation on a five-line staff. The top line features a sequence of notes in purple ink, with some notes marked with red stems and flags. Below the staff, there are several measures of rhythmic notation consisting of numbers (0, 2, 3, 1, 0, 3, 1, 0, 1, 3, 0, 1, 3, 5, 3, 1, 0, 1, 3, 1, 0, 3, 1, 0, 1, 0, 1, 3, 0, 3, 1) and some red markings.

Handwritten musical notation on a five-line staff. The top line features a sequence of notes in purple ink, with some notes marked with red stems and flags. Below the staff, there are several measures of rhythmic notation consisting of numbers (3, 1, 0, 1, 0, 3, 3, 2, 0, 0, 3, 1, 0, 3, 2, 3, 0, 5, 3, 2, 0, 3, 1, 0, 1, 3, 0) and some red markings.

Handwritten musical notation on a five-line staff. The top line features a sequence of notes in purple ink, with some notes marked with red stems and flags. Below the staff, there are several measures of rhythmic notation consisting of numbers (0, 2, 3, 0, 2, 0, 3, 2, 0, 3, 1, 3, 0, 1, 3, 0, 2, 3, 2, 0, 3, 0, 2, 3, 5, 8, 7, 8, 7, 5, 8, 5) and some red markings.

Handwritten musical notation on a five-line staff. The top line features a sequence of notes in purple ink, with some notes marked with red stems and flags. Below the staff, there are several measures of rhythmic notation consisting of numbers (3, 2, 0, 4, 3, 0, 2, 3, 2, 0, 4, 0, 3, 0, 0, 3, 1, 0, 1, 3, 0, 3, 1, 0, 1, 2) and some red markings.



Handwritten musical notation on a five-line staff. Above the staff, there are numerous red and purple 'f' symbols. The staff contains rhythmic notation with numbers 0, 1, 2, 3, 4, and 5. A red exclamation mark is present in the second measure.




Handwritten musical notation on a five-line staff. Above the staff, there are numerous purple 'p' symbols and red 'f' symbols. The staff contains rhythmic notation with numbers 0, 1, 2, 3, 4, and 5. A red treble clef is present in the seventh measure.

Handwritten musical notation on a five-line staff. Above the staff, there are numerous purple 'f' symbols and red 'f' symbols. The staff contains rhythmic notation with numbers 0, 1, 2, 3, 4, and 5.

Handwritten musical notation on a five-line staff. Above the staff, there are numerous purple 'f' symbols and red 'f' symbols. The staff contains rhythmic notation with numbers 0, 1, 2, 3, 4, and 5.



Et in terza pax. niun non la sola mi. ~ ~





Handwritten musical notation on a five-line staff. The top line features a sequence of notes in red and purple. The second line contains numerical figures: 0 4 0 4 | 0 2 0 4 4 4 | 0 2 0 4 0 4 | 0 2 0 4 4 4 | 0 2. The third line contains numerical figures: 3 2 0 | 2 9 0 2 4 2 2 0 | 2 0 2 0 3 2 0 | 2 4 0 2 4 2 2 0. The bottom line contains numerical figures: 0 0 2 0 0 2 4 2 0 2 0 0 2 0 2 0.

Handwritten musical notation on a five-line staff. The top line features a sequence of notes in red and purple. The second line contains numerical figures: 0 4 0 4 | 0 7 0 0 | 0 7 0 7 | 0 7 0 7 | 0 3 0 3 | 2 4. The third line contains numerical figures: 2 0 3 2 0 2 5 7 5 | 7 5 0 4 5 8 7 5 | 5 7 5 4 2 0 2 5 | 4 2 0 2 0 0. The bottom line contains numerical figures: 0 0 0 0 0 0 0 0 0 0 0 0 0 0 0 0.

Handwritten musical notation on a five-line staff. The top line features a sequence of notes in red and purple. The second line contains numerical figures: 2 0 2 4 | 2 3 0 2 0 3 2 0 2 3 0 | 3 2 0 2 0 2 | 0 2 1 2 2 0 | 0 2 1 2 0. The bottom line contains numerical figures: 0 0 0 0 0 0 0 0 0 0 0 0 0 0 0 0.

Handwritten musical notation on a five-line staff. The top line features a sequence of notes in red and purple. The second line contains numerical figures: 2 0 2 3 0 | 0 2 3 2 0 | 4 0 2 4 | 1 0 2 2 0 | 1 0 2 2 0 | 2 3 2 0 | 2 0 3 2 0. The bottom line contains numerical figures: 0 0 2 0 0 2 4 2 4 0 5 2 4 2 4 4 0 2 3 2 0.









Handwritten musical notation on a five-line staff. The notation consists of two rows of numbers (0-5) and a series of red and purple flags above the staff. The flags are arranged in a sequence: two purple flags, followed by several red flags, and then a mix of purple and red flags. The numbers are written in a specific style, often with a dot above them, and are placed on the lines and spaces of the staff.

Handwritten musical notation on a five-line staff, similar to the first system. It features two rows of numbers and a sequence of red and purple flags. The flags include several purple flags followed by red flags. The numbers are written in a consistent style across the staff.

Handwritten musical notation on a five-line staff, continuing the sequence. It shows two rows of numbers and a series of red and purple flags. The flags are predominantly red, with some purple flags interspersed. The numbers are written in a consistent style across the staff.

Handwritten musical notation on a five-line staff, the final system on the page. It features two rows of numbers and a series of red and purple flags. The flags include several purple flags followed by red flags. The numbers are written in a consistent style across the staff. The system ends with a double bar line and a series of red wavy lines.





Handwritten musical notation on a five-line staff. The notation consists of rhythmic symbols (vertical lines) and numbers (0-3) placed above and below the staff. The symbols are color-coded: red and purple. The numbers are written in black ink. The notation is organized into measures by vertical bar lines.

Handwritten musical notation on a five-line staff, continuing the sequence from the first system. It features rhythmic symbols and numbers in red and purple, with black numbers below the staff.

Handwritten musical notation on a five-line staff, continuing the sequence. The notation includes rhythmic symbols and numbers in red and purple, with black numbers below the staff.

Handwritten musical notation on a five-line staff, continuing the sequence. The notation includes rhythmic symbols and numbers in red and purple, with black numbers below the staff.

FFFF FF FFFFF FF FFFFF FF FFFFF FF FFFFF FF FFFFF FF

FFFF FF FFFFF FFFFF FFFFF FFFFF FFFFF FFFFF FFFFF FFFFF FFFFF FFFFF

FFFF FFFFF FFFFF FFFFF FFFFF FFFFF FFFFF FFFFF FFFFF FFFFF FFFFF FFFFF

FFFF FFFFF FFFFF FFFFF FFFFF FFFFF FFFFF FFFFF FFFFF FFFFF FFFFF FFFFF





Handwritten musical notation on a five-line staff. Above the staff are red and purple flags. The staff contains black notes and rests. Below the staff are numerical figures: 0, 2, 2, 0, 3, 1, 3, 0, 1, 3, 0, 2, 3, 5, 3.

Handwritten musical notation on a five-line staff. Above the staff are red and purple flags. The staff contains black notes and rests. Below the staff are numerical figures: 0, 2, 3, 2, 0, 1, 3, 0, 2, 3, 0, 2, 0, 2, 0, 1, 3, 0, 2, 3, 0, 3, 3, 2, 0, 3, 2, 0, 5, 3.

Handwritten musical notation on a five-line staff. Above the staff are red and purple flags. The staff contains black notes and rests. Below the staff are numerical figures: 2, 0, 3, 2, 1, 0, 7, 5, 3, 7, 5, 3, 0, 2, 3, 0, 2, 3, 5, 0, 4, 2, 4, 5, 5, 3, 2, 0, 3.

Handwritten musical notation on a five-line staff. Above the staff are red and purple flags. The staff contains black notes and rests. Below the staff are numerical figures: 5, 3, 3, 2, 3, 2, 0, 2, 3, 3, 2, 3, 2, 0, 2, 3, 3, 3, 2, 5, 3, 0, 1, 0, 5, 6, 6, 5, 3, 5, 3.

Handwritten musical notation on a five-line staff. The notation consists of black notes and rests, with some notes marked with red and purple symbols above them. The notes are arranged in a sequence that appears to be a scale or a specific melodic line. The red and purple symbols are placed above the notes, possibly indicating fingerings or specific articulations. The staff is filled with notes and rests, with some notes having stems and flags.

Handwritten musical notation on a five-line staff, continuing the sequence from the first staff. The notation includes black notes and rests, with red and purple symbols above the notes. The notes are arranged in a sequence that appears to be a scale or a specific melodic line. The red and purple symbols are placed above the notes, possibly indicating fingerings or specific articulations. The staff is filled with notes and rests, with some notes having stems and flags.

Handwritten musical notation on a five-line staff, continuing the sequence from the second staff. The notation includes black notes and rests, with red and purple symbols above the notes. The notes are arranged in a sequence that appears to be a scale or a specific melodic line. The red and purple symbols are placed above the notes, possibly indicating fingerings or specific articulations. The staff is filled with notes and rests, with some notes having stems and flags.

Handwritten musical notation on a five-line staff, continuing the sequence from the third staff. The notation includes black notes and rests, with red and purple symbols above the notes. The notes are arranged in a sequence that appears to be a scale or a specific melodic line. The red and purple symbols are placed above the notes, possibly indicating fingerings or specific articulations. The staff is filled with notes and rests, with some notes having stems and flags.

Be xiiij. che sono mi solo. bello. che altri che mi non la.

The image shows a handwritten musical score on aged paper, consisting of four staves. Each staff contains a line of notes and a line of lute tablature below it. The notes are written in black ink, with some notes in red and purple. The tablature consists of numbers 0-9 placed on a six-line staff. The first staff has a '3' written above the first measure. The second staff has a '3' written above the last measure. The third staff has a '3' written above the first measure. The fourth staff has a '3' written above the first measure. The music is written in a style characteristic of early modern lute tablature.





Handwritten musical notation on a five-line staff. Above the staff are rhythmic flags in red and purple. The staff contains notes with stems and beams, and numbers (0, 1, 2, 3, 4) written below them. A treble clef is visible on the left side.

Handwritten musical notation on a five-line staff. Above the staff are rhythmic flags in red and purple. The staff contains notes with stems and beams, and numbers (0, 1, 2, 3, 4) written below them. A treble clef is visible on the left side.

Handwritten musical notation on a five-line staff. Above the staff are rhythmic flags in red and purple. The staff contains notes with stems and beams, and numbers (0, 1, 2, 3, 4) written below them. A treble clef is visible on the left side.

Handwritten musical notation on a five-line staff. Above the staff are rhythmic flags in red and purple. The staff contains notes with stems and beams, and numbers (0, 1, 2, 3, 4) written below them. A treble clef is visible on the left side.







Handwritten musical notation on a five-line staff. The notation consists of rhythmic symbols (vertical lines) and numbers (0-8) placed above and below the staff. The symbols are color-coded: red, purple, and blue. The numbers are arranged in a sequence that suggests a specific rhythmic pattern or sequence of notes.

Handwritten musical notation on a five-line staff, continuing the sequence from the first system. It features rhythmic symbols and numbers, with some symbols color-coded in red, purple, and blue. The notation is dense and fills the staff with rhythmic information.

Handwritten musical notation on a five-line staff, continuing the sequence. The notation includes rhythmic symbols and numbers, with some symbols color-coded. The sequence of numbers and symbols continues across the staff.

Handwritten musical notation on a five-line staff, concluding the sequence on this page. It features rhythmic symbols and numbers, with some symbols color-coded. The notation ends with a double bar line and a slash, indicating the end of the piece or section.

Handwritten musical notation on a five-line staff. Above the staff are groups of notes in red and purple. The staff contains rhythmic notation with numbers 0, 1, 2, 3, 5, 7, 8 and vertical stems. The notation is organized into measures by vertical bar lines.

Handwritten musical notation on a five-line staff. Above the staff are groups of notes in red and purple. The staff contains rhythmic notation with numbers 0, 1, 2, 3, 5, 7, 8 and vertical stems. The notation is organized into measures by vertical bar lines.

Handwritten musical notation on a five-line staff. Above the staff are groups of notes in red and purple. The staff contains rhythmic notation with numbers 0, 1, 2, 3, 5, 6, 7, 8 and vertical stems. The notation is organized into measures by vertical bar lines.

Handwritten musical notation on a five-line staff. Above the staff are groups of notes in red and purple. The staff contains rhythmic notation with numbers 0, 1, 2, 3, 5 and vertical stems. The notation is organized into measures by vertical bar lines.





